

PLASMA

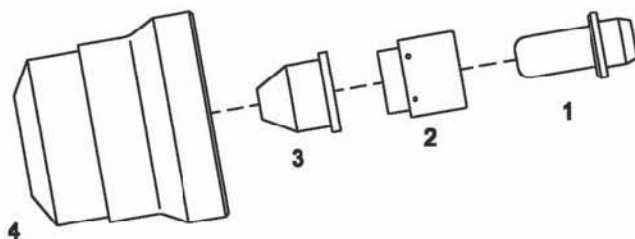
Fb Ferbesol®



índice *PLASMA*

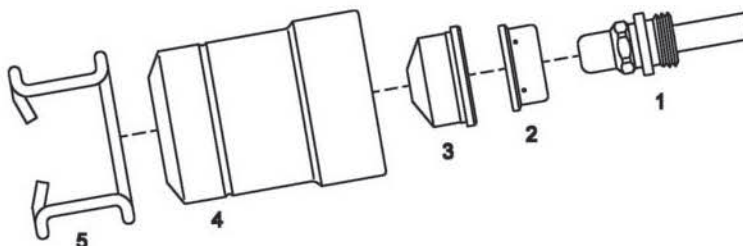
| MODELO | PÁGINA |
|--------------------------|--------------------------------------|
| BINZEL* | 1 |
| CEBORA* | 2-3-4-5-6-7-8 |
| ESAB* | 9-10 |
| HYPERTHERM* | 11-12-13-14-15-16-17-18-19-20 |
| LINCOLN* | 21-22-23-24-25 |
| SAF* | 26-27 |
| PANASONIC* | 27 |
| THERMAL DYNAMICS* | 28-29 |
| TRAFIMET* | 30-31-32-33-34-35-36-37-38-39 |
| UNITORCH* | 40-41 |
| EUROLOOK* | 42 |
| PT* | 44-45-46-47-48-49-50-51 |
| TH* | 52-53-54-55 |
| UPH-HYBRID* | 56-57-58-59-60-61 |
| CONECTORES | 62 |
| RACORES | 63 |
| COMPASES | 64-65 |

FERBE SOLDADURA, S.L. no mantiene ninguna afiliación con las marcas BINZEL®, CEBORA®, ESAB®, HYPERTERM®, LINCOLN®, SAF®, PANASONIC®, THERMAL DYNAMICS®, TRAFIMET®, UNITORCH®, EUROLOCK®, PT®, TH®, UPH-HYBRID®, que se mencionan en este catálogo. Referencias, nombre y modelos de máquinas son citados solo por conveniencia de identificación. Advertimos que las piezas ofrecidas no son originales y están fabricadas por terceros como compatibles. El uso de la marca registrada corresponde a sus propietarios o personas expresamente.



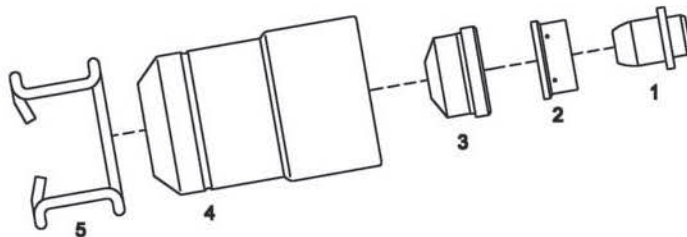
COMPATIBLE BINZEL/ABIPLAS CUT 70

| POSICION | CODIGO | REF. ORIGINAL | ARTÍCULO | Und. ENVASE |
|----------|--------|---------------|---------------------|-------------|
| 1 | 33028 | 742D006 | ELECTRODO | 10 |
| 2 | 37006 | 742D007 | DIFUSOR VESPEL | 5 |
| 3 | 31159 | 742D008 | BUZA CONICA 0,9 | 10 |
| 3 | 31148 | 742D018 | BUZA CONICA 1,0 | 10 |
| 3 | 31149 | 742D041 | BUZA CONICA 1,2 | 10 |
| 4 | 35502 | 742D023 | PORTABUZAS EXTERIOR | 2 |



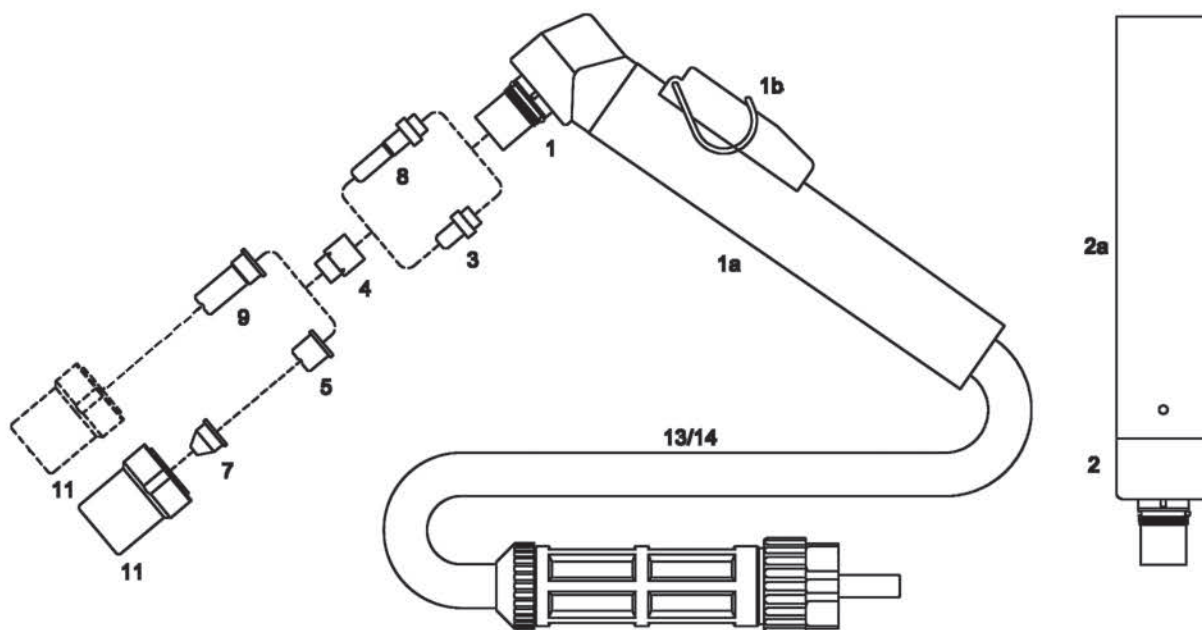
COMPATIBLE BINZEL/ABIPLAS CUT 110

| POSICION | CODIGO | REF. ORIGINAL | ARTÍCULO | Und. ENVASE |
|----------|--------|---------------|---------------------|-------------|
| 1 | 33029 | 745D008 | ELECTRODO | 10 |
| 2 | 37007 | 754D009 | DIFUSOR VESPEL | 5 |
| 3 | 31150 | 745D018 | BUZA 1,0 | 10 |
| 3 | 31151 | 745D010 | BUZA 1,2 | 10 |
| 3 | 31152 | 745D047 | BUZA 1,4 | 10 |
| 3 | 31153 | 745D065 | BUZA 1,6 | 10 |
| 4 | 35503 | 745D026 | PORTABUZAS EXTERIOR | 2 |
| 5 | 32015 | 745D012 | MUELLE PATIN | 10 |



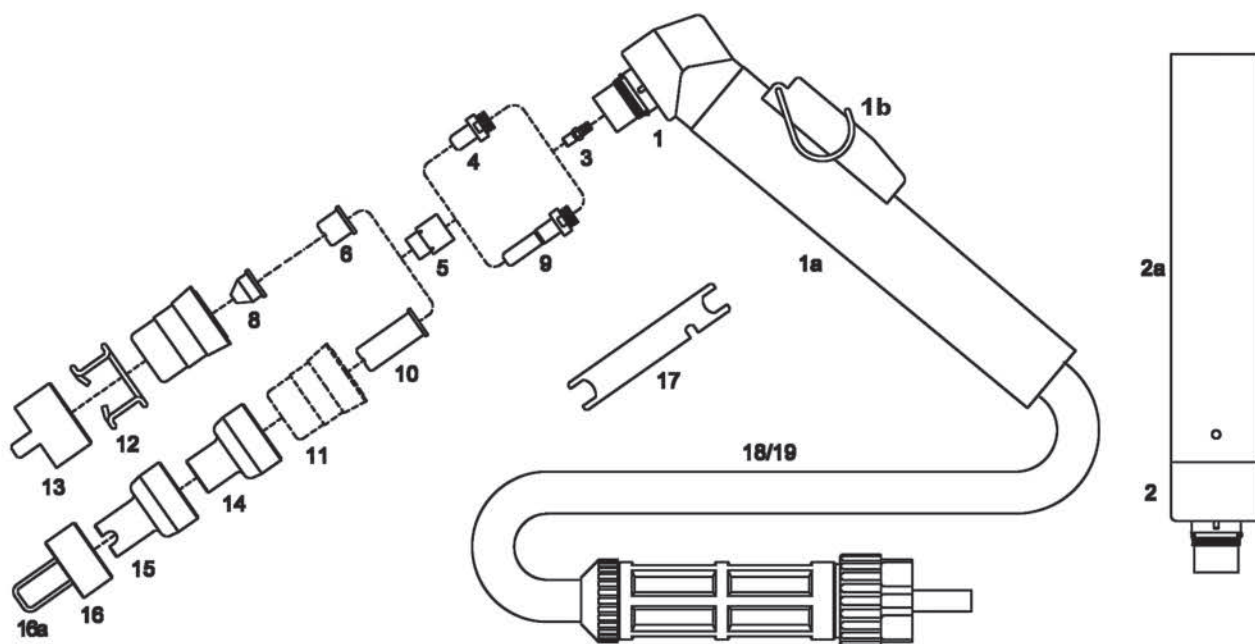
COMPATIBLE BINZEL/ABIPLAS CUT 150

| POSICION | CODIGO | REF. ORIGINAL | ARTÍCULO | Und. ENVASE |
|----------|--------|---------------|---------------------|-------------|
| 1 | 33032 | 757D008 | ELECTRODO | 10 |
| 2 | 37009 | 757D007 | DIFUSOR VESPEL | 5 |
| 3 | 31154 | 757D037 | BUZA 1,2 | 10 |
| 3 | 31155 | 757D009 | BUZA 1,5 | 10 |
| 3 | 31157 | 757D010 | BUZA 1,6 | 10 |
| 3 | 31158 | 757D011 | BUZA 1,8 | 10 |
| 4 | 35508 | 757D019 | PORTABUZAS EXTERIOR | 2 |
| 5 | 32015 | 757D013 | MUELLE PATIN | 10 |



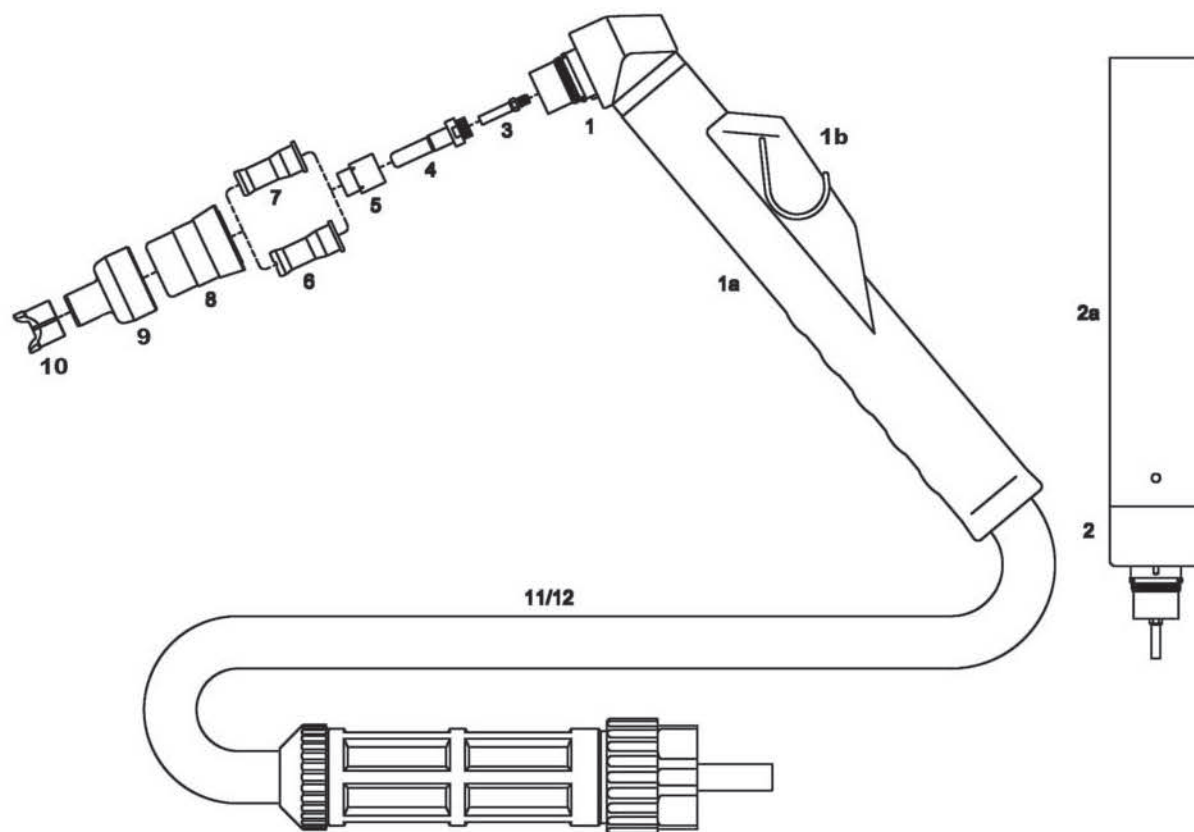
COMPATIBLE CEBORA P-50 GAR-50

| POSICION | CODIGO | REF. ORIGINAL | ARTÍCULO | Und. ENVASE |
|----------|----------|---------------|--|-------------|
| ** | 36000 | 1526 | ANTORCHA MANUAL 6mts 1/8 G | 1 |
| ** | 36001 | 1574 | ANTORCHA MANUAL 6mts CENTRALIZADA | 1 |
| ** | 36003 | *** | ANTORCHA MANUAL 12mts 1/8 G | 1 |
| ** | 36004 | *** | ANTORCHA MANUAL 12mts CENTRALIZADA | 1 |
| ** | 36002 | *** | ANTORCHA AUTOMATICA 6mts 1/8 G | 1 |
| ** | 36038 | *** | ANTORCHA AUTOMATICA 6mts CENTRALIZADA | 1 |
| ** | 36008 | *** | ANTORCHA AUTOMATICA 12mts 1/8 G | 1 |
| ** | 36009 | *** | ANTORCHA AUTOMATICA 12mts CENTRALIZADA | 1 |
| 1 | 36514 | 1352 | CUERPO ANTORCHA MANUAL | 1 |
| 1a | 37504 | 1356 | EMPUÑADURA TUBO COMPLETA | 1 |
| 1b | 37504/P | *** | PULSADOR | 1 |
| 2 | 36515 | *** | CUERPO ANTORCHA AUTOMATICO | 1 |
| 2a | 37512 | 3065623 | EMPUÑADURA AUTOMATICA | 1 |
| 3 | 33035 | 1521 | ELECTRODO CORTO | 10 |
| 4 | 37000 | *** | DIFUSOR VESPEL | 5 |
| 5 | 31040 | 1304 | BUZA CORTA | 10 |
| 7 | 31041 | 1305 | BUZA CORTA CÓNICA | 10 |
| 8 | 33038 | 1518 | ELECTRODO LARGO | 10 |
| 9 | 31043 | 1370 | BUZA LARGA | 10 |
| 11 | 35515 | 5710121 | PORTABUZAS EXTERIOR | 2 |
| ** | 38001 | 1344 | CABLE PRINCIPAL 6mts | 1 |
| ** | 38002 | *** | CABLE PRINCIPAL 12mts | 1 |
| 13 | 38000C50 | *** | CONJUNTO CABLES 6mts | 1 |
| 14 | 38000C51 | *** | CONJUNTO CABLES 12mts | 1 |



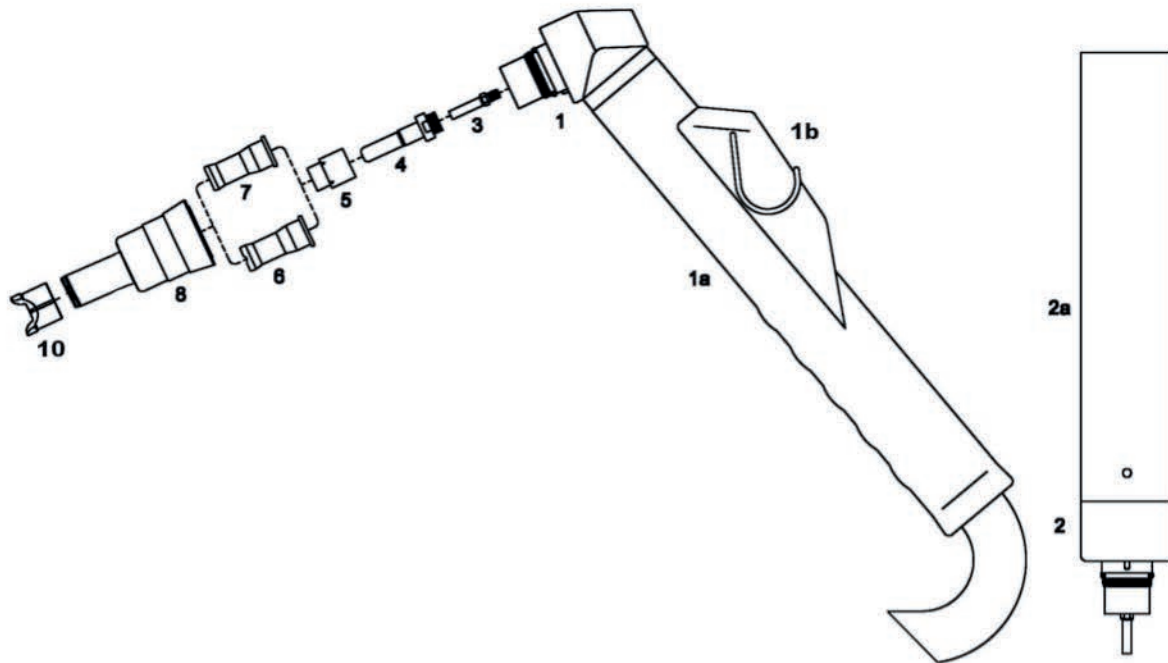
COMPATIBLE CEBORA P-70

| POSICION | CODIGO | REF. ORIGINAL | ARTÍCULO | Und. ENVASE |
|----------|----------|---------------|--|-------------|
| ** | 36010 | 1564 | ANTORCHA MANUAL 6mts 1/8 G | 1 |
| ** | 36011 | 1573 | ANTORCHA MANUAL 6mts CENTRALIZADA | 1 |
| ** | 36012 | *** | ANTORCHA MANUAL 12mts 1/8 G | 1 |
| ** | 36013 | 1573.20 | ANTORCHA MANUAL 12mts CENTRALIZADA | 1 |
| ** | 36016 | 1563 | ANTORCHA AUTOMATICA 6mts 1/8 G | 1 |
| ** | 36017 | 1566 | ANTORCHA AUTOMATICA 6mts CENTRALIZADA | 1 |
| ** | 36020 | 1566.20 | ANTORCHA AUTOMATICA 12mts CENTRALIZADA | 1 |
| 1 | 36516 | 1563 | CUERPO ANTORCHA MANUAL | 1 |
| 1a | 37504 | 1356 | EMPUÑADURA TUBO COMPLETA | 1 |
| 1b | 37504/P | *** | PULSADOR | 1 |
| 2 | 36518 | 1349 | CUERPO ANTORCHA AUTOMATICO | 1 |
| 2a | 37512 | 3055623 | EMPUÑADURA AUTOMATICA | 1 |
| 3 | 37005 | 3065204 | DIFUSOR INTERNO | 5 |
| 4 | 33042 | 1368 | ELECTRODO CORTO | 10 |
| 5 | 37000 | *** | DIFUSOR VESPEL | 5 |
| 6 | 31049 | *** | BUZA CORTA | 10 |
| 8 | 31041 | 1305 | BUZA CORTA CÓNICA | 10 |
| 9 | 33044 | 1402 | ELECTRODO LARGO | 10 |
| 10 | 31047 | *** | BUZA LARGA | 10 |
| 11 | 35512 | 5710171 | PORTABUZAS EXTERIOR | 2 |
| 12 | 32012 | 1394 | MUELLE PATIN | 10 |
| 13 | 32518 | 1405 | BUZA DOS PATAS | 5 |
| 14 | 35810 | *** | PROTECCIÓN BUZA LARGA | 5 |
| 15 | 35820 | *** | PROTECCIÓN BUZA LARGA ALMENADA | 5 |
| ** | 38001 | 1344 | CABLE PRINCIPAL 6mts | 1 |
| ** | 38002 | *** | CABLE PRINCIPAL 12mts | 1 |
| 18 | 38000C50 | *** | CONJUNTO CABLES 6mts | 1 |
| 19 | 38000C51 | *** | CONJUNTO CABLES 12mts | 1 |



COMPATIBLE CEBORA P-90

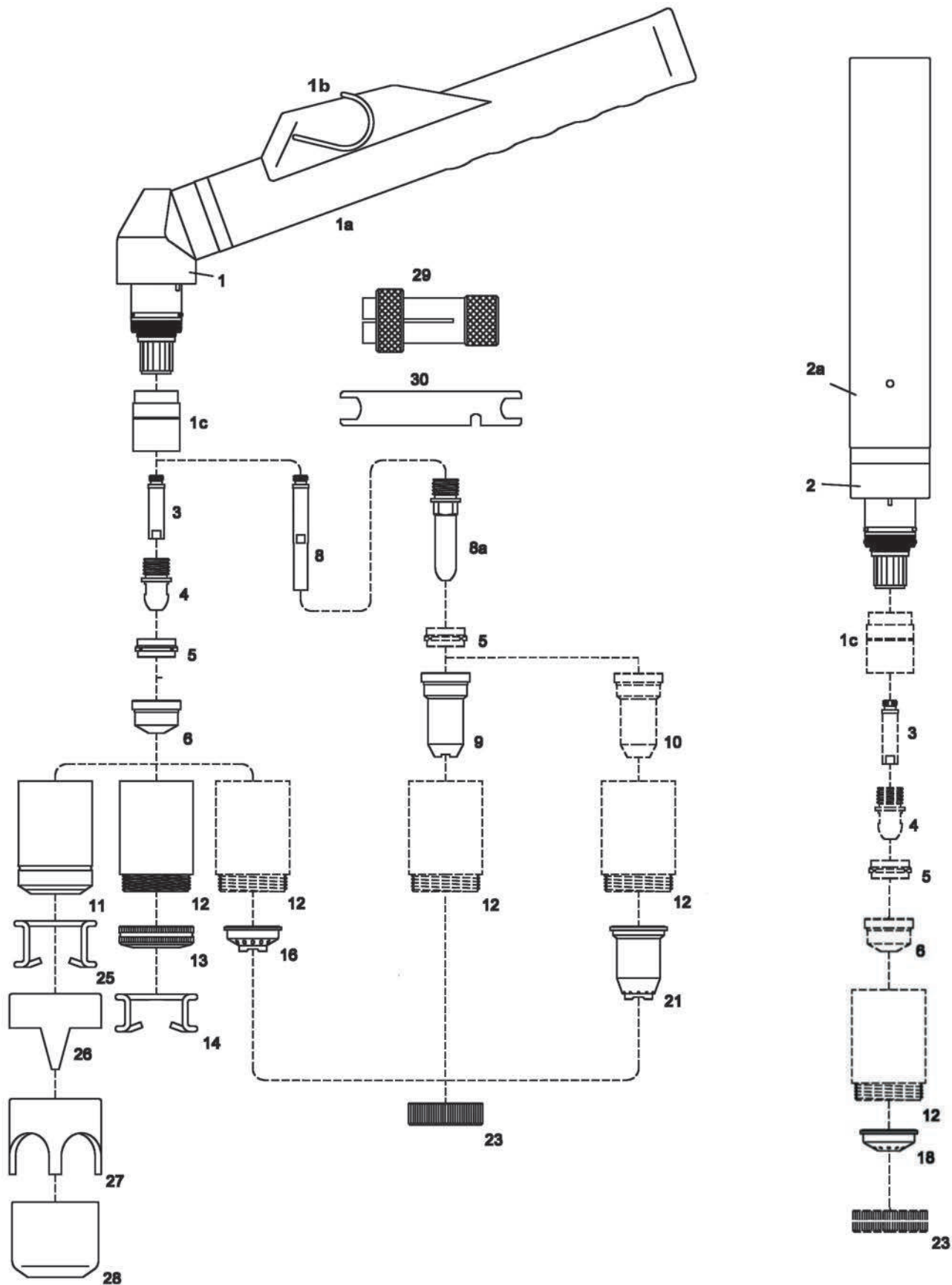
| POSICION | CODIGO | REF. ORIGINAL | ARTÍCULO | Und. ENVASE |
|----------|------------|---------------|--|-------------|
| ** | 36018 | 1214 | ANTORCHA MANUAL 6mts CENTRALIZADA | 1 |
| ** | 36015/T | 1214.20 | ANTORCHA MANUAL 12mts CENTRALIZADA | 1 |
| ** | 36021/T | 1218 | ANTORCHA AUTOMATICA 6mts CENTRALIZADA | 1 |
| ** | 36022/T | 1218.20 | ANTORCHA AUTOMATICA 12mts CENTRALIZADA | 1 |
| 1 | 36519 | 1358 | CUERPO ANTORCHA MANUAL | 1 |
| 1a | 37504 | 1356 | EMPUÑADURA TUBO COMPLETA | 1 |
| 1b | 37504/P | *** | PULSADOR | 1 |
| 2 | 36521 | 1348 | CUERPO ANTORCHA AUTOMATICO | 1 |
| 2a | 37512 | 3055623 | EMPUÑADURA AUTOMATICA | 1 |
| 3 | 37005/20 | *** | DIFUSOR INTERNO | 5 |
| 4 | 33044 | 1402 | ELECTRODO LARGO | 10 |
| 5 | 37001 | *** | DIFUSOR VESPEL | 5 |
| 6 | 31052/20 | *** | BUZA LARGA 1,0mm | 10 |
| 7 | 31047/20 | *** | BUZA LARGA 1,2mm | 10 |
| 7 | 31048/20 | *** | BUZA LARGA 1,3mm | 10 |
| 8 | 35519 | *** | PORTABUZAS EXTERIOR | 2 |
| 9 | 35810/20 | *** | PROTECCIÓN BUZA LARGA | 5 |
| 10 | 35197/20 | *** | DISTANCIADOR | 5 |
| ** | 38001 | 1344 | CABLE PRINCIPAL 6mts | 1 |
| ** | 38002/G1/4 | *** | CABLE PRINCIPAL 12mts | 1 |
| 11 | 38000C50 | *** | CONJUNTO CABLES 6mts | 1 |
| 12 | 38000C51 | *** | CONJUNTO CABLES 12mts | 1 |



COMPATIBLE CEBORA CP-91

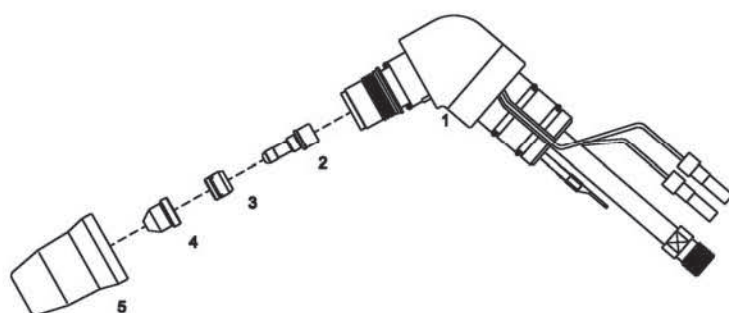
| POSICION | CODIGO | REF. ORIGINAL | ARTÍCULO | Und. ENVASE |
|----------|------------|---------------|--|-------------|
| ** | 36018/91 | 1214 | ANTORCHA MANUAL 6mts CENTRALIZADA | 1 |
| ** | 36015/91 | 1214.20 | ANTORCHA MANUAL 12mts CENTRALIZADA | 1 |
| ** | 36021/91 | 1218 | ANTORCHA AUTOMATICA 6mts CENTRALIZADA | 1 |
| ** | 36022/91 | 1218.20 | ANTORCHA AUTOMATICA 12mts CENTRALIZADA | 1 |
| 1 | 36519 | 1358 | CUERPO ANTORCHA MANUAL | 1 |
| 1a | 37504 | 1356 | EMPUÑADURA TUBO COMPLETA | 1 |
| 1b | 37504/P | *** | PULSADOR | 1 |
| 2 | 36521 | 1348 | CUERPO ANTORCHA AUTOMATICO | 1 |
| 2a | 37512 | 3055623 | EMPUÑADURA AUTOMATICA | 1 |
| 3 | 37005/20 | *** | DIFUSOR INTERNO | 5 |
| 4 | 33044 | 1402 | ELECTRODO LARGO | 10 |
| 5 | 37001 | *** | DIFUSOR VESPEL | 5 |
| 6 | 31421 | *** | BUZA LARGA 1,0mm | 10 |
| 7 | 31422 | *** | BUZA LARGA 1,2mm | 10 |
| 7 | 31423 | *** | BUZA LARGA 1,3mm | 10 |
| 8 | 35519/91 | *** | PORTABUZAS EXTERIOR | 1 |
| 10 | 35197/91 | *** | DISTANCIADOR | 5 |
| ** | 38001 | 1344 | CABLE PRINCIPAL 6mts | 1 |
| ** | 38002/G1/4 | *** | CABLE PRINCIPAL 12mts | 1 |
| 11 | 38000C50 | *** | CONJUNTO CABLES 6mts | 1 |
| 12 | 38000C51 | *** | CONJUNTO CABLES 12mts | 1 |
| 15 | 31422C | *** | BUZA CONTACTO 70amp. | 10 |
| 15 | 31423C | *** | BUZA CONTACTO 90-100amp. | 10 |

COMPATIBLE CEBORA P-150 / CP-160



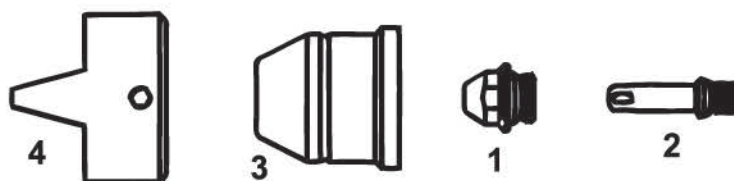
COMPATIBLE CEBORA P-150 / CP-160

| POSICION | CODIGO | REF. ORIGINAL | ARTÍCULO | Und. ENVASE |
|----------|--------------|---------------|--|-------------|
| ** | 36025 | 1571 | ANTORCHA MANUAL 6mts 1/8 G | 1 |
| ** | 36026 | 1576 | ANTORCHA MANUAL 6mts CENTRALIZADA | 1 |
| ** | 36029 | 1578 | ANTORCHA MANUAL 12mts CENTRALIZADA | 1 |
| ** | 36031 | 1529 | ANTORCHA AUTOMATICA 6mts 1/8 G | 1 |
| ** | 36032 | 1577 | ANTORCHA AUTOMATICA 6mts CENTRALIZADA | 1 |
| ** | 36033 | 1579 | ANTORCHA AUTOMATICA 12mts CENTRALIZADA | 1 |
| 1 | 36520 | 1353 | CUERPO ANTORCHA MANUAL | 1 |
| 1a | 37504/C | *** | EMPUÑADURA TUBO COMPLETA | 1 |
| 1b | 37504/P | *** | PULSADOR | 1 |
| 1c | 37054 | *** | AISLANTE | 2 |
| 2 | 36525 | 1354 | CUERPO ANTORCHA AUTOMATICA | 1 |
| 2a | 37512 | *** | EMPUÑADURA AUTOMATICA | 1 |
| 3 | 37008 | 1378 | DIFUSOR INTERNO | 5 |
| 4 | 33046 | 1376 | ELECTRODO | 10 |
| 5 | 37010 | 1377 | DIFUSOR VESPEL | 5 |
| 6 | 31055 | 1371 | BUZA 1,1mm | 10 |
| 6 | 31056 | 1372 | BUZA 1,3mm | 10 |
| 6 | 31057 | 1373 | BUZA 1,6mm | 10 |
| 6 | 31058 | 1374 | BUZA 1,8mm | 10 |
| 6 | 31059 | 1375 | BUZA 3,0mm | 10 |
| 8 | 37008/L | *** | DIFUSOR INTERNO LARGO | 10 |
| 8a | 33048 | 1517 | ELECTRODO LARGO | 10 |
| 9 | 31061 | 1369 | BUZA LARGA DE CONTACTO | 10 |
| 10 | 31061/A | *** | BUZA LARGA LISA 1,3mm | 10 |
| 10 | 31061/B | *** | BUZA LARGA LISA 1,6mm | 10 |
| 10 | 31061/C | *** | BUZA LARGA LISA 1,8mm | 10 |
| 11 | 35520 | 1389 | PORTABUZAS EXTERIOR | 2 |
| 12 | 35525 | *** | PORTABUZAS EXTERIOR CONTACTO | 2 |
| 13 | 35850 | *** | ANILLO PARA PATIN | 5 |
| 14 | 32050 | *** | MUELLE PATIN CORTO | 10 |
| 16 | 35860 | *** | PROTECTOR DISTANCIADOR CORTE | 5 |
| 17 | 35865 | *** | PROTECTOR DISTANCIADOR CORTE CONTACTO | 5 |
| 18 | 32580 | *** | PROTECTOR AUTOMATICO | 5 |
| 21 | 35840 | *** | PROTECTOR LARGO BUZA LISA | 5 |
| 23 | 32590 | *** | ANILLO FIJACION | 5 |
| 25 | 32015 | 1386 | MUELLE PATIN | 10 |
| 26 | 32522 | 1408 | BUZA DOS PATAS | 5 |
| 27 | 32550 | *** | BUZA ALMENADA | 5 |
| 28 | 32524 | 1406 | DISTANCIADOR ESCAREADOR | 5 |
| ** | 38005 | *** | CABLE PRINCIPAL 6mts 1/8 GAS | 1 |
| ** | 38006 | *** | CABLE PRINCIPAL 12mts 1/8 GAS | 1 |
| ** | 38000C140 | *** | CONJUNTO CABLES 6mts 1/4 GAS | 1 |
| ** | 38000C12/140 | *** | CONJUNTO CABLES 12mts 1/4 GAS | 1 |
| 29 | 37515 | *** | EXTRACTOR DIFUSOR VESPEL | 1 |
| 30 | 37517 | *** | LLAVE PARA ELECTRODO Y DIFUSOR | 1 |



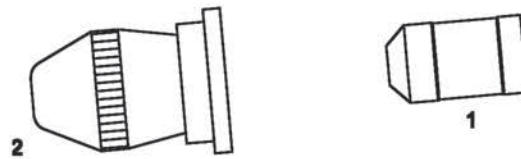
COMPATIBLE CEBORA CP-40

| POSICION | CODIGO | REF. ORIGINAL | ARTÍCULO | Und. ENVASE |
|----------|--------|---------------|------------------------|-------------|
| 1 | 36359 | 1359 | CUERPO ANTORCHA MANUAL | 1 |
| 2 | 33006 | 1516 | ELECTRODO | 10 |
| 3 | 37003 | 1507 | DIFUSOR VESPEL | 5 |
| 4 | 31009 | 1290 | BUZA 0,7mm | 10 |
| 5 | 35504 | 1906 | PORTABUZAS EXTERIOR | 2 |



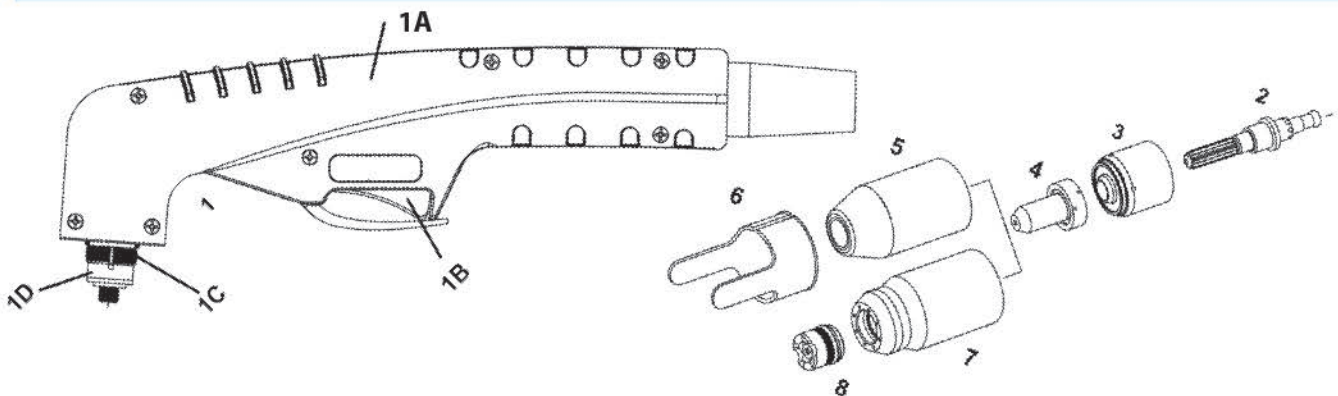
COMPATIBLE CEBORA CP-200

| POSICION | CODIGO | REF. ORIGINAL | ARTÍCULO | Und. ENVASE |
|----------|---------|---------------|--------------------------|-------------|
| 1 | 31333 | 1842 | BUZA 1,0mm 20 - 50 Amp. | 5 |
| 1 | 31334 | 1843 | BUZA 1,3mm 40 - 90 Amp. | 5 |
| 1 | 31335 | 1844 | BUZA 1,6mm 80 -120 Amp. | 5 |
| 1 | 31336 | 1845 | BUZA 1,8mm 110 -150 Amp. | 5 |
| 2 | 33333 | 1367 | ELECTRODO 20-200 Amp. | 10 |
| 3 | 35520/X | 1905 | PORTABUZAS | 2 |
| 4 | 32522/X | 1416 | BUZA 2 PATAS | 3 |



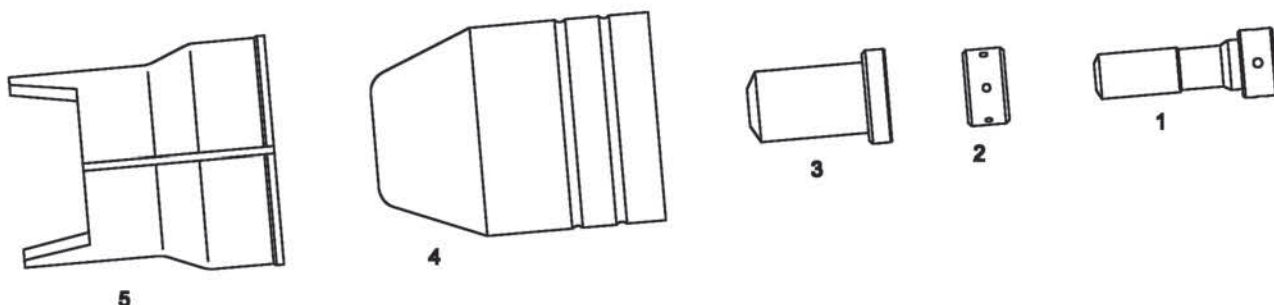
COMPATIBLE ESAB PT-20

| POSICION | CODIGO | REF. ORIGINAL | ARTÍCULO | Und. ENVASE |
|----------|--------|---------------|--------------------------|-------------|
| 1 | 33194 | 21150 | ELECTRODO | 10 |
| 2 | 31308 | 21330 | BUZA 1,0-.039mm 50 Amp. | 10 |
| 2 | 31310 | 21329 | BUZA 1,3-.051mm 70 Amp. | 10 |
| 2 | 31312 | 21328 | BUZA 1,5-.059mm 100 Amp. | 10 |



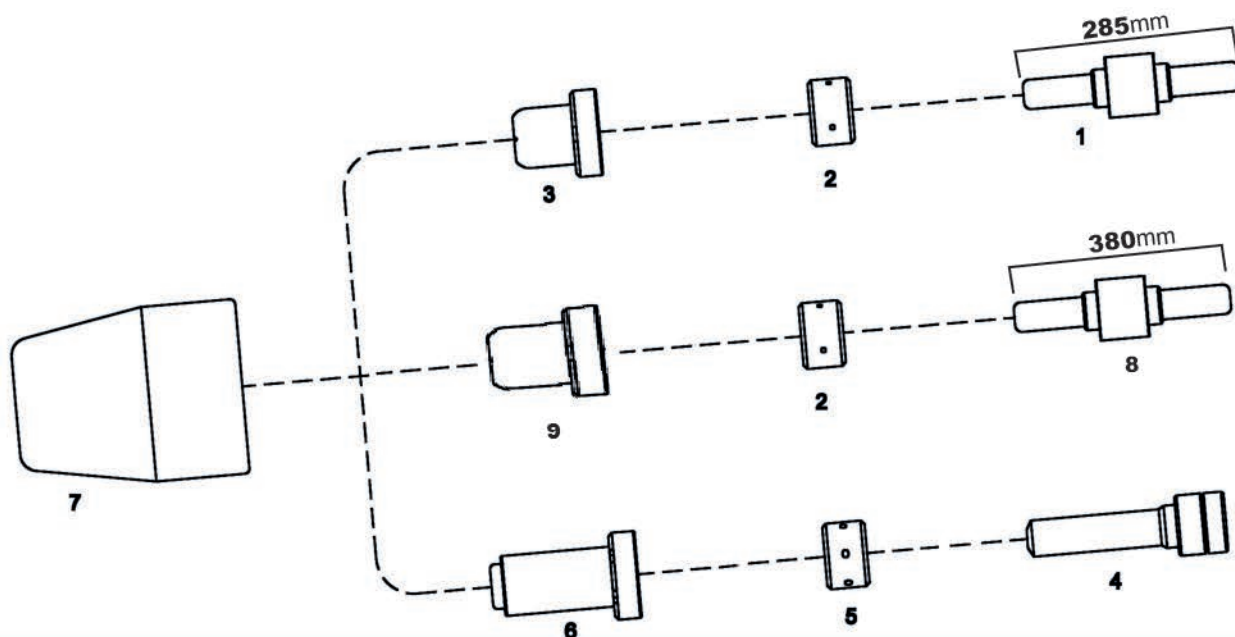
COMPATIBLE ESAB SL-60/100

| POSICION | CODIGO | REF. ORIGINAL | ARTÍCULO | Und. ENVASE |
|----------|---------|---------------|--|-------------|
| | 3075202 | 7-5202 | ANTORCHA SL-100 6 mts. | 1 |
| | 3075206 | 7-5206 | ANTORCHA SL-100 6 mts. ATC | 1 |
| 1 | 3090219 | 9-8219 | CUERPO ANTORCHA (solo cuello sin empuñadura) | 1 |
| 1 | 3090220 | 9-8220 | CUERPO ANTORCHA 180° | 1 |
| 2 | 3090015 | 9-8215 | ELECTRODO | 10 |
| 3 | 3090013 | 9-8213 | CASQUILLO IGNICIÓN | 1 |
| 4 | 3090005 | 9-8205 | BUZA 20 Amp. | 10 |
| 4 | 3090006 | 9-8206 | BUZA 30 Amp. | 10 |
| 4 | 3090007 | 9-8207 | BUZA 40 Amp. | 10 |
| 4 | 3090009 | 9-8209 | BUZA 55 Amp. | 10 |
| 4 | 3090010 | 9-8210 | BUZA 60 Amp. | 10 |
| 4 | 3090031 | 9-8231 | BUZA 70 Amp. | 10 |
| 4 | 3090011 | 9-8211 | BUZA 80 Amp. | 10 |
| 4 | 3090012 | 9-8212 | BUZA 100 Amp. | 10 |
| 5 | 3090018 | 9-8218 | PORTABUZAS | 1 |
| 6 | 3090081 | 9-8281 | BUZA 2 PATAS | 2 |
| 7 | 3090037 | 9-8237 | PORTABUZAS CONTACTO | 1 |
| 8 | 3090044 | 9-8244 | PROTECTOR 40 Amp. | 1 |
| 8 | 3090035 | 9-8235 | PROTECTOR 50-60 Amp. | 1 |
| 8 | 3090036 | 9-8236 | PROTECTOR 70-100 Amp. | 1 |
| 1A | 3097030 | 9-7030 | EMPUÑADURA | 1 |
| 1B | 3097034 | 9-7034 | PULSADOR | 1 |
| 1C | 3083486 | 8-3486 | JUNTA CUELLO ROJO | 5 |
| 1D | 3083487 | 8-3487 | JUNTA CUELLO NEGRO | 5 |
| * | 3047832 | 4-7832 | CONJUNTO CABLES 6m (20F) TUERCA | 1 |
| * | 3047836 | 4-7836 | CONJUNTO CABLES 6m (20F) A+C | 1 |



COMPATIBLE ESAB PT-23/27

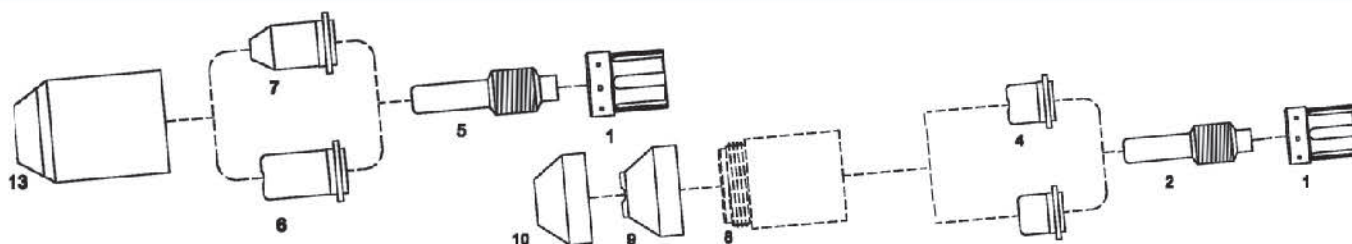
| POSICION | CODIGO | REF. ORIGINAL | ARTÍCULO | Und. ENVASE |
|----------|---------|---------------|--------------------------|-------------|
| 1 | 33196 | 33366 | ELECTRODO | 10 |
| 2 | 37074 | 33367 | DIFUSOR VESPEL | 5 |
| 3 | 31314 | 33368 | BUZA 0,93-.037mm 30 Amp. | 10 |
| 3 | 31316 | 33369 | BUZA 1,16-.046mm 50 Amp. | 10 |
| 3 | 31318 | 33418 | BUZA 1,32-.052mm 80 Amp. | 10 |
| 4 | 35566 | 21616 | PORTABUZAS EXTERIOR | 2 |
| 5 | 32510/N | 21420 | BUZA DOS PATAS | 2 |



COMPATIBLE ESAB PT-31/PT31XL

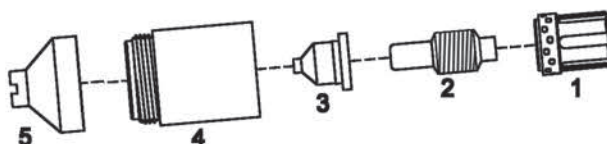
| POSICION | CODIGO | REF. ORIGINAL | ARTÍCULO | Und. ENVASE |
|----------|--------|---------------|--------------------------|-------------|
| 1 | 33078 | 18205 | ELECTRODO | 10 |
| 2 | 37035 | 18785 | DIFUSOR 4 agujeros | 5 |
| 3 | 31115 | 18866 | BUZA 1,0-0.39mm 30 Amp. | 10 |
| 4 | 33192 | 20862 | ELECTRODO LARGO | 10 |
| 5 | 37072 | 20463 | DIFUSOR 6 agujeros | 5 |
| 6 | 31304 | 21008 | BUZA 1,07-.042mm 40 Amp. | 10 |
| 6 | 31306 | 20861 | BUZA 1,17-.046mm 50 Amp. | 10 |
| 7 | 35560 | 18204 | PORTABUZAS EXTERNO | 2 |
| 8 | 33924 | | ELECTRODO | |
| 9 | 31545 | | BUZA | |

PLASMA COMPATIBLE HYPERTHERM®



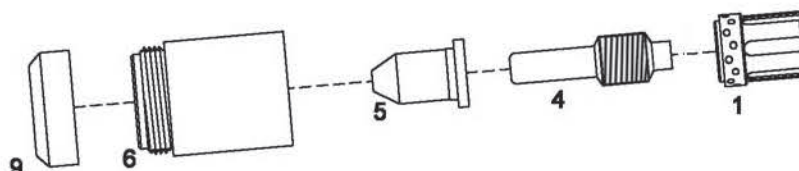
COMPATIBLE HYPERTHERM POWERMAX 800 - PAC 121TS - MAX 40CS - MAX 42-MAX-43

| POSICION | CODIGO | REF. ORIGINAL | ARTÍCULO | Und. ENVASE |
|----------|---------|---------------|--|-------------|
| 1 | 37022/A | 20361 | DIFUSOR VESPEL | 5 |
| 2 | 33064 | 120573 | ELECTRODO | 10 |
| 3 | 31083 | 120282 | BUZA PLANA 50 Amp. | 10 |
| 4 | 31085 | O20395 | BUZA 1,06-.042mm 50 Amp. | 10 |
| ** | 31081 | O20542 | BUZA CORTA CÓNICA (solo MAX-40/42/43) | 10 |
| 5 | 33066 | 120547 | ELECTRODO LARGO | 10 |
| 6 | 31087 | 120304 | BUZA LARGA | 10 |
| 6 | 31086 | O20546 | BUZA LARGA 0,96-.038 (solo MAX-40/42/43) | 10 |
| 7 | 31088 | 120305 | BUZA LARGA CÓNICA | 10 |
| 8 | 35538 | 120301 | PORTABUZAS EXTERIOR CONTACTO | 2 |
| 9 | 35875 | 120283 | PROTECTOR MANUAL | 5 |
| 10 | 35884 | 120326 | PROTECTOR MAQUINA | 5 |
| 13 | 35536 | O20930 | PORTABUZAS EXTERIOR | 2 |
| 14 | 35866 | *** | DISTANCIADOR COMPLETO CON MUELLE | 2 |



COMPATIBLE HYPERTHERM POWERMAX 600/ PAC 123T/M

| POSICION | CODIGO | REF. ORIGINAL | ARTÍCULO | Und. ENVASE |
|----------|-----------|---------------|------------------------------|-------------|
| 1 | 37022/A/9 | 120576 | DIFUSOR VESPEL | 5 |
| 2 | 33064 | 120573 | ELECTRODO | 10 |
| 3 | 31093 | 120826 | BUZA | 10 |
| 4 | 35521 | 120600 | PORTABUZAS EXTERIOR CONTACTO | 2 |
| 5 | 35801 | 120828 | PROTECCION MANUAL | 5 |

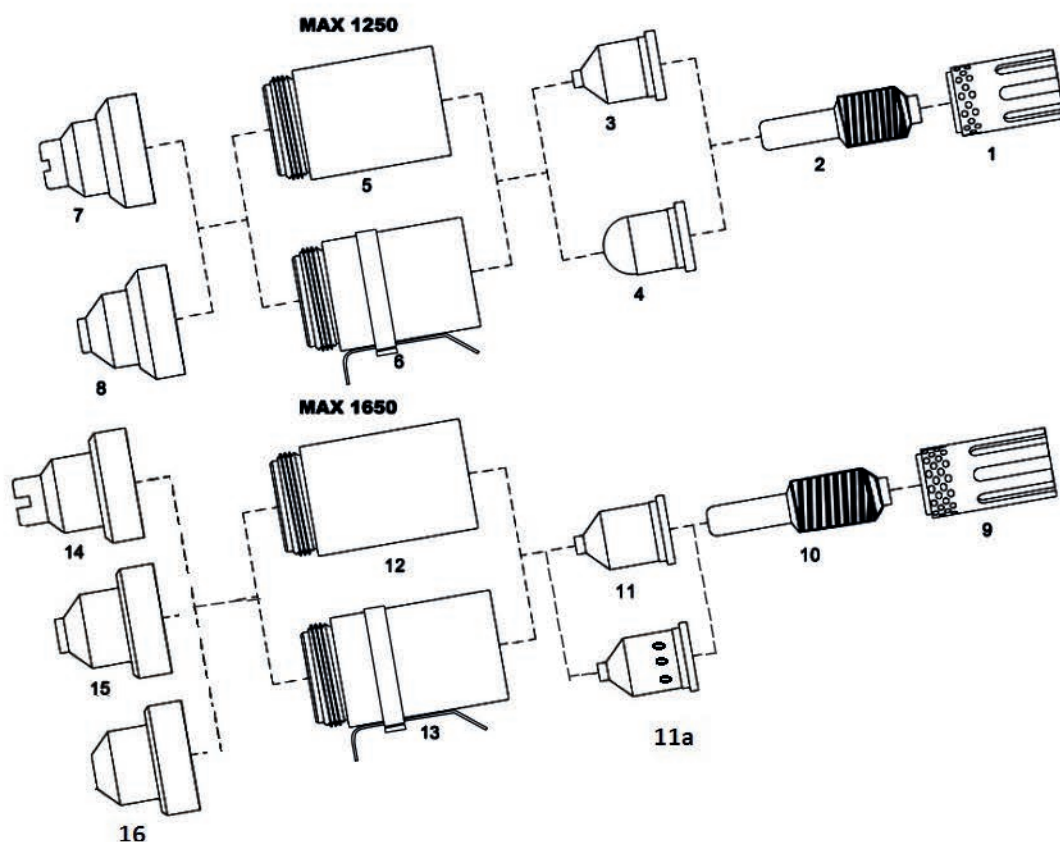


COMPATIBLE HYPERTHERM POWERMAX 900/ PAC 125T/M

| POSICION | CODIGO | REF. ORIGINAL | ARTÍCULO | Und. ENVASE |
|----------|-----------|---------------|------------------------------|-------------|
| 1 | 37022/A/9 | 120576 | DIFUSOR VESPEL | 5 |
| 4 | 33066 | 120547 | ELECTRODO LARGO | 10 |
| 5 | 31406 | 120606 | BUZA LARGA 35 Amp. | 10 |
| 5 | 31088/9 | 120578 | BUZA LARGA CONICA 55 Amp. | 10 |
| 6 | 35521 | 120600 | PORTABUZAS EXTERIOR CONTACTO | 2 |
| 9 | 35846 | 120303 | DEFLECTOR | 5 |

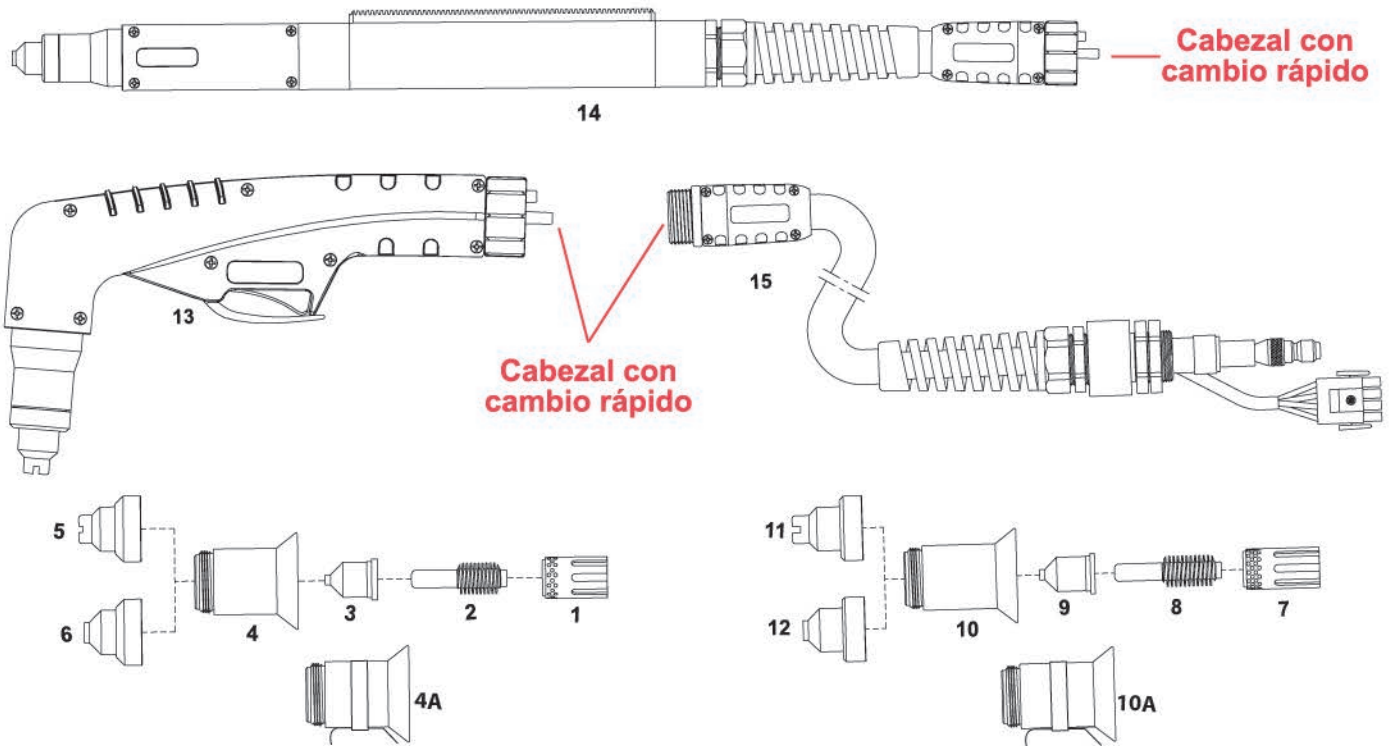
PLASMA COMPATIBLE HYPERTHERM®

Fb Ferbesol®



COMPATIBLE HYPERTHERM POWERMAX 1250 / 1650

| POSICION | CODIGO | REF. ORIGINAL | ARTÍCULO | Und. ENVASE |
|----------|--------------|---------------|--|-------------|
| 1 | 37022/12 | 120925 | DIFUSOR VESPEL 40-60-80 Amp. | 5 |
| 2 | 33066/12 | 120926 | ELECTRODO 40-60-80 Amp. | 10 |
| 3 | 31088/12/40 | 120932 | BUZA 40 Amp. | 10 |
| 3 | 31088/12/60 | 120931 | BUZA 60 Amp. | 10 |
| 3 | 31088/12 | 120927 | BUZA 80 Amp. | 10 |
| 4 | 31088/12/C | 220329 | BUZA PRECISIÓN 35-50 | 10 |
| 4 | 31088/12/C40 | 220006 | BUZA PRECISIÓN 40 Amp. | 10 |
| 5 | 35535/12 | 120928 | PORTABUZAS EXTERIOR 40-60-80 Amp. | 2 |
| 6 | 35535/12H | 120928 | PORTABUZAS CON SONDA 40-60-80 Amp. | 2 |
| 7 | 35880/12 | 120929 | PROTECTOR MANUAL 40-60-80 Amp. | 5 |
| 8 | 35884/12 | 120930 | PROTECTOR MAQUINA 40-60-80 Amp. | 5 |
| 8A | 35880/12 | 120979 | PROTECTOR DEFLECTOR PARA BUZA DE PRECISIÓN | 5 |
| 9 | 37022/16 | 220051 | DIFUSOR VESPEL 100 Amp. | 5 |
| 10 | 33066/16 | 220037 | ELECTRODO 100 Amp | 10 |
| 11 | 31088/16 | 220011 | BUZA 100 Amp. | 10 |
| 11A | 31088/18G | 220063 | BUZA GAUBIADO | 10 |
| 12 | 35535/16 | 220048 | PORTABUZAS EXTERIOR 100 Amp. | 2 |
| 13 | 35535/16H | 220206 | PORTABUZAS CON SONDA 100 Amp. | 2 |
| 14 | 35880/16 | 220065 | PROTECTOR MANUAL 100 Amp. | 5 |
| 15 | 35884/16 | 220047 | PROTECTOR MAQUINA 100 Amp. | 5 |
| 16 | 35880/18G | 420480 | PROTECTOR GOUBIADO | 5 |

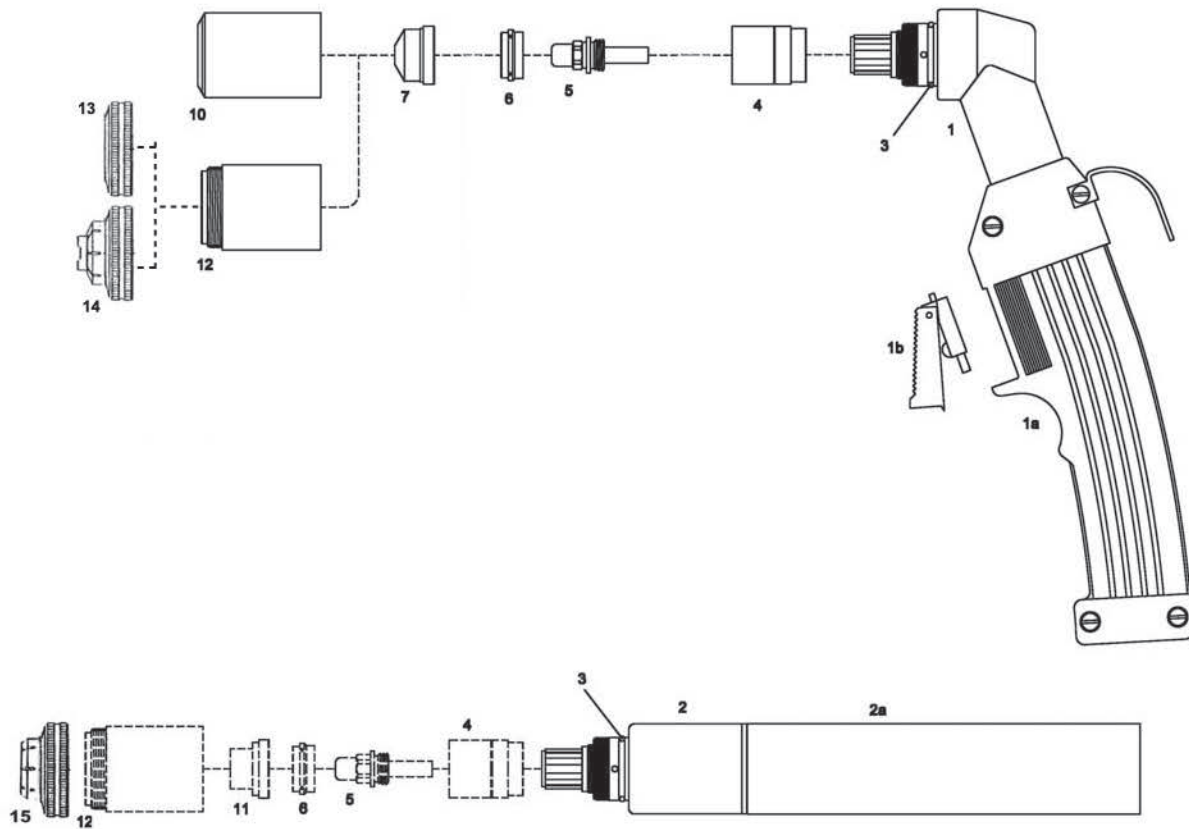


COMPATIBLE PTS 1250 - PTS 1650

| POSICION | CODIGO | REF. ORIGINAL | ARTÍCULO | Und. ENVASE |
|----------|-------------|---------------|---|-------------|
| 1 | 37022/12 | 120925 | DIFUSOR VESPEL 40-60-80 Amp. | 5 |
| 2 | 33066/12 | 120926 | ELECTRODO 40-60-80 Amp. | 10 |
| 3 | 31088/12/40 | 120932 | BUZA 40 Amp. | 10 |
| 3 | 31088/12/60 | 120931 | BUZA 60 Amp. | 10 |
| 3 | 31088/12 | 120927 | BUZA 80 Amp. | 10 |
| 4 | 35700 | ** | PORTABUZAS EXTERIOR 40-60-80 Amp. | 2 |
| 4A | 35700/12H | ** | PORTABUZAS EXTERIOR CON SONDA 40-60-80 Amp. | 2 |
| 5 | 35880/12 | 120929 | PROTECTOR MANUAL 40-60-80 Amp. | 5 |
| 6 | 35884/12 | 120930 | PROTECTOR MAQUINA 40-60-80 Amp. | 5 |
| 7 | 37022/16 | 220051 | DIFUSOR VESPEL 100 Amp. | 5 |
| 8 | 33066/16 | 220037 | ELECTRODO 100 Amp | 10 |
| 9 | 31088/16 | 220011 | BUZA 100 Amp. | 10 |
| 10 | 35701 | ** | PORTABUZAS EXTERIOR 100 Amp. | 2 |
| 10A | 35701/16H | ** | PORTABUZAS EXTERIOR CON SONDA 100 Amp. | 2 |
| 11 | 35880/16 | 220065 | PROTECTOR MANUAL 100 Amp. | 5 |
| 12 | 35884/16 | 220047 | PROTECTOR MAQUINA 100 Amp. | 5 |
| ** | 36200 | ** | ANTORCHA PTS 1250 COMPLETA MANUAL 7,5mts. | 1 |
| ** | 36200/M | ** | ANTORCHA PTS 1250 COMPLETA MÁQUINA 7,5mts. | 1 |
| 13 | 36204 | ** | CUERPO PTS 1250 MANUAL COMPLETO | 1 |
| 14 | 36204/M | ** | CUERPO PTS 1250 AUTOMÁTICA COMPLETO | 1 |
| ** | 36205 | ** | ANTORCHA PTS 1650 COMPLETA MANUAL 7,5mts. | 1 |
| ** | 36205/M | ** | ANTORCHA PTS 1650 COMPLETA MÁQUINA 7,5mts. | 1 |
| 13 | 36209 | ** | CUERPO PTS 1650 MANUAL COMPLETO | 1 |
| 14 | 36209/M | ** | CUERPO PTS 1650 AUTOMÁTICA COMPLETO | 1 |
| 15 | 36200/X | ** | CONJUNTO CABLE 7.5mts CAMBIO RÁPIDO | 1 |

PLASMA COMPATIBLE HYPERTHERM®

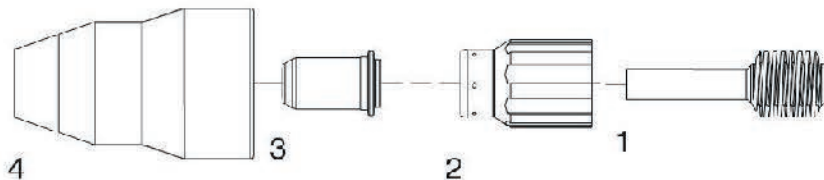
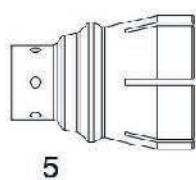
Fb Ferbesol®



COMPATIBLE HYPERTHERM MAX-80/100 PAC 130

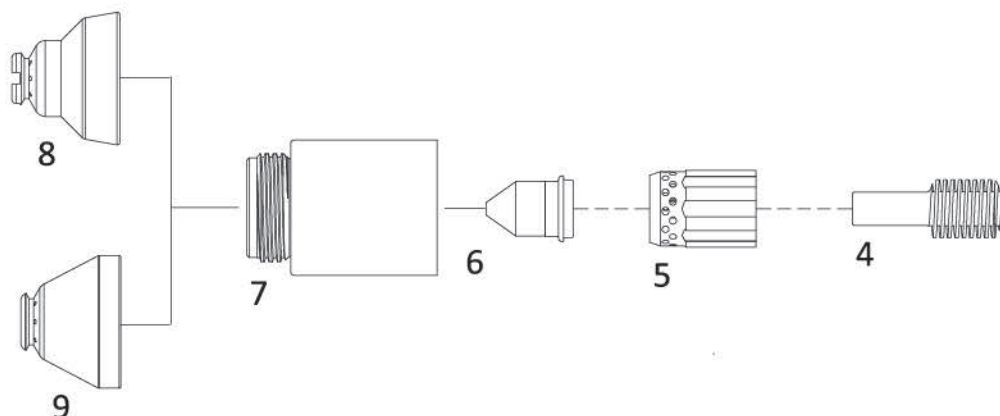
| POSICION | CODIGO | REF. ORIGINAL | ARTÍCULO | Und. ENVASE |
|----------|--------|---------------|---|-------------|
| ** | 36120 | O59076 | ANTORCHA MANUAL 6mts (1/2-20) | 1 |
| ** | 36125 | O59077 | ANTORCHA MANUAL 12mts (1/2-20) | 1 |
| ** | 36118 | *** | ANTORCHA AUTOMATICA 6mts (1/2-20) | 1 |
| ** | 36119 | *** | ANTORCHA AUTOMATICA 12mts (1/2-20) | 1 |
| 1 | 36540 | O20186 | CUERPO ANTORCHA MANUAL (con empuñadura) | 1 |
| 1a | 37520 | *** | EMPUÑADURA COMPLETA | 1 |
| 2 | 36545 | O20201 | CUERPO ANTORCHA AUTOMÁTICO | 1 |
| 2a | 37560 | O20245 | EMPUÑADURA AUTOMÁTICA | 1 |
| 4 | 37054 | *** | AISLANTE | 5 |
| 5 | 33070 | 120433 | ELECTRODO | 10 |
| 6 | 37025 | O20194 | DIFUSOR VESPEL | 5 |
| 7 | 31095 | O20203 | BUZA 1,0mm 40 Amp. | 10 |
| 7 | 31097 | O20345 | BUZA 1,3mm 80 Amp. | 10 |
| 7 | 31099 | O20195 | BUZA 1,5mm 100 Amp. | 10 |
| 10 | 35545 | O20184 | PORATBUZAS EXTERIOR | 2 |
| 11 | 31104 | O20396 | BUZA DE CONTACTO 1,0mm 40 Amp. | 10 |
| 11 | 31105 | O20397 | BUZA DE CONTACTO 1,3mm 80 Amp. | 10 |
| 11 | 31106 | O20337 | BUZA DE CONTACTO 1,5mm 100 Amp. | 10 |
| 12 | 35547 | O20336 | PORTABUZAS DE CONTACTO | 2 |
| 13 | 35851 | O20333 | PROTECTOR | 5 |
| 14 | 32532 | O20335 | PROTECTOR MANUAL | 5 |
| 15 | 32530 | O20334 | PROTECTOR DE CONTACTO | 5 |

PLASMA COMPATIBLE HYPERTHERM®



COMPATIBLE HYPERTHERM® POWERMAX 30®

| POSICION | CODIGO | REF. ORIGINAL | ARTÍCULO | Und. ENVASE |
|----------|--------|---------------|----------------------|-------------|
| 1 | 33928 | 220478 | ELECTRODO | 10 |
| 2 | 37307 | 220479 | DIFUSOR | 2 |
| 3 | 31197 | 220480 | BUZA 30 | 10 |
| 4 | 35774 | 420399 | PORTABUZAS | 10 |
| 5 | 32591 | 220399 | PROTECTOR 30Amp. AIR | 2 |



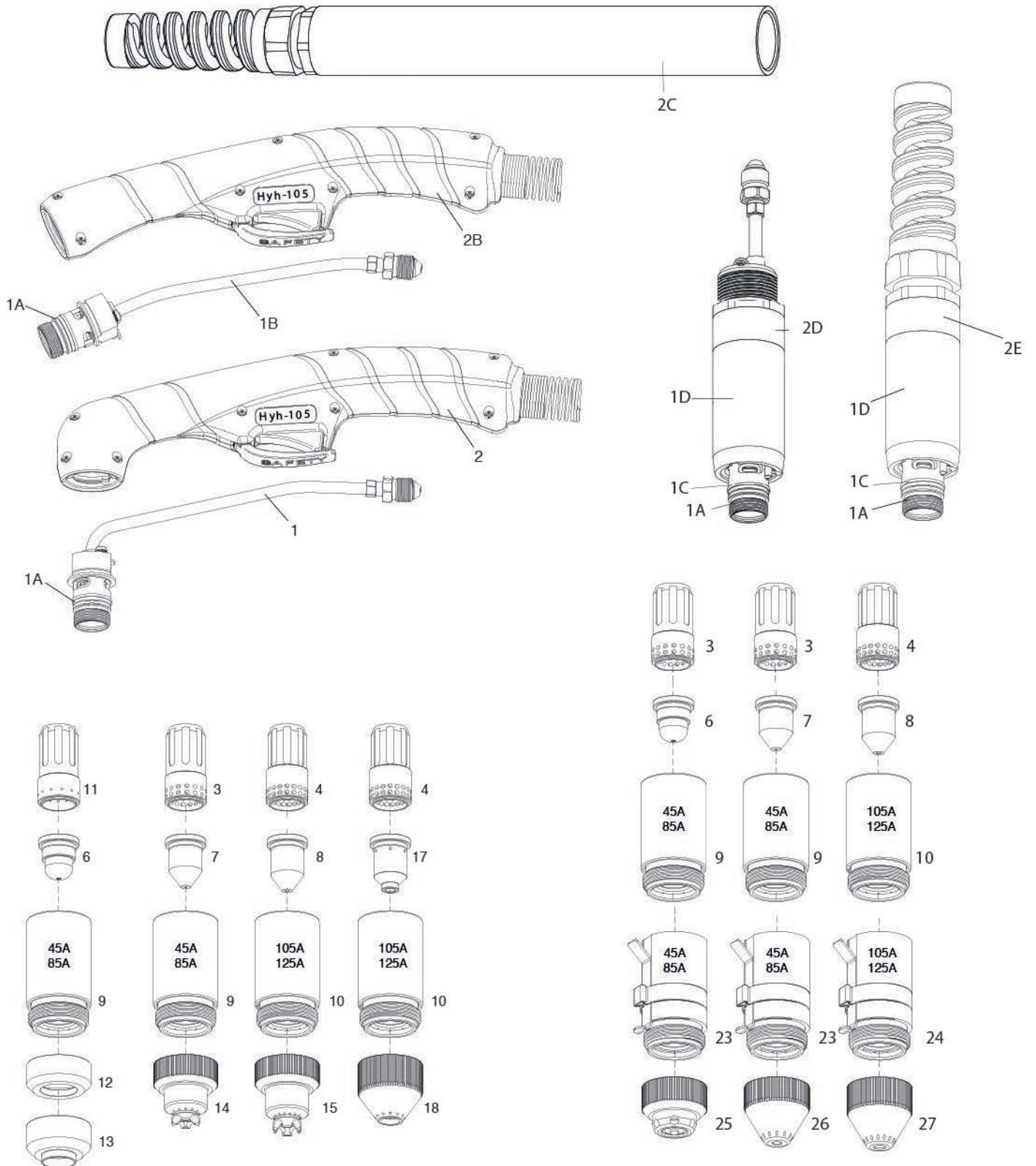
COMPATIBLE HYPERTHERM® POWERMAX 45®

| POSICION | CODIGO | REF. ORIGINAL | ARTÍCULO | Und. ENVASE |
|----------|---------|---------------|-------------------|-------------|
| 4 | 33925 | 220669 | ELECTRODO | 10 |
| 5 | 37091 | 220670 | DIFUSOR | 2 |
| 6 | 31546 | 220671 | BUZA 45 Amp. | 10 |
| 7 | 35901 | 220713 | PORTABUZAS | 2 |
| 8 | 35890 | 220674 | PROTECTOR MANUAL | 5 |
| 9 | 35890/M | 220673 | PROTECTOR MÁQUINA | 5 |

PLASMA COMPATIBLE HYPERTHERM[®]

Fb Ferbesol[®]

COMPATIBLE POWERMAX[®] 45XP POWERMAX[®] 65 POWERMAX[®] 85 POWERMAX[®] 105



PLASMA COMPATIBLE HYPERTHERM®

Fb Ferbesol®

COMPATIBLE POWERMAX® 45XP POWERMAX® 65 POWERMAX® 85 POWERMAX® 105

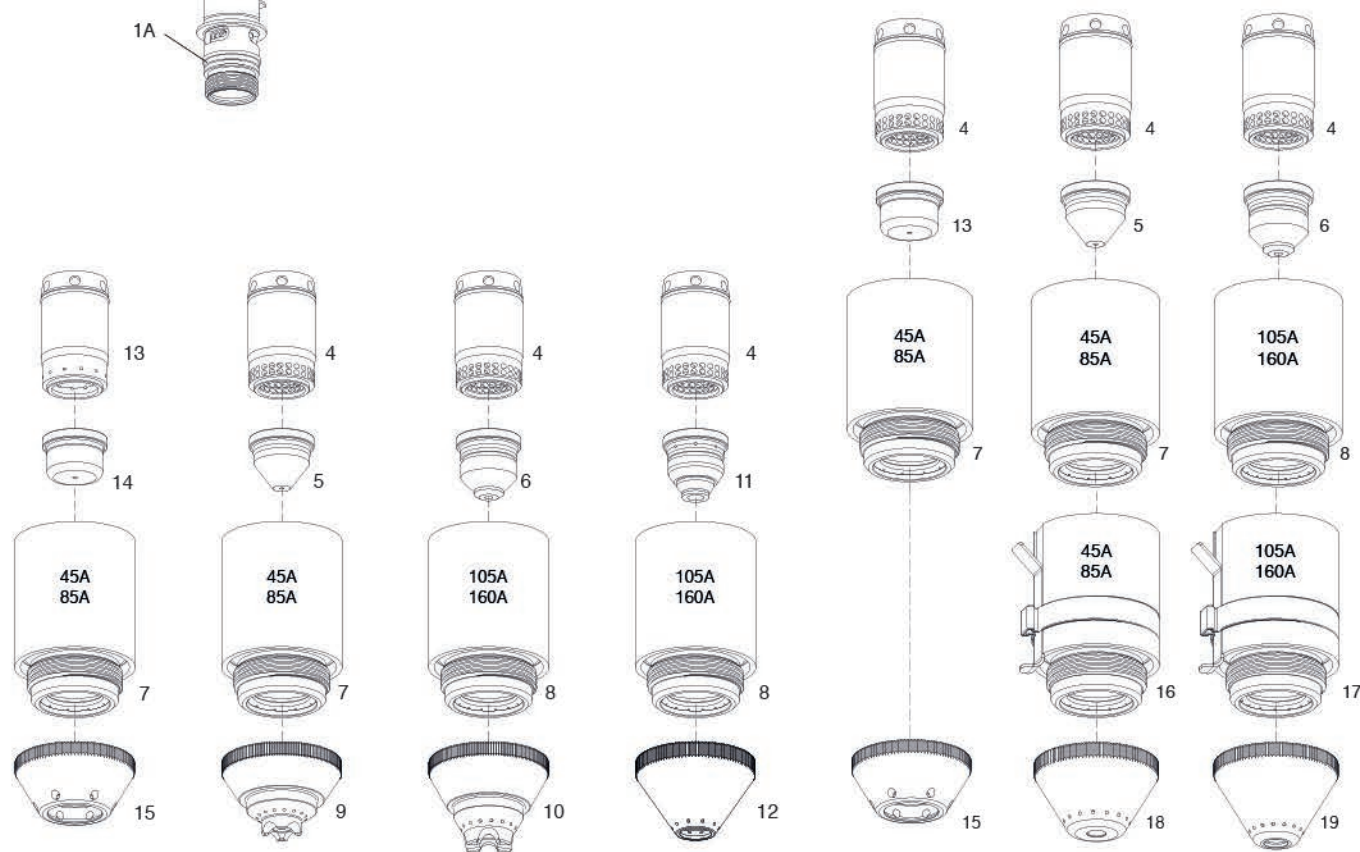
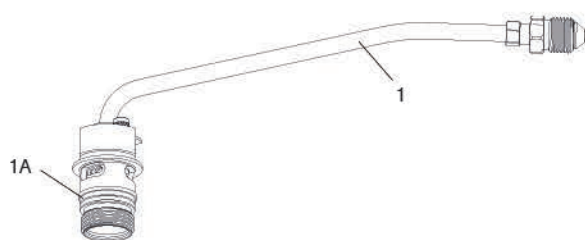
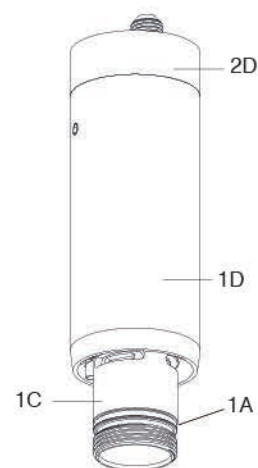
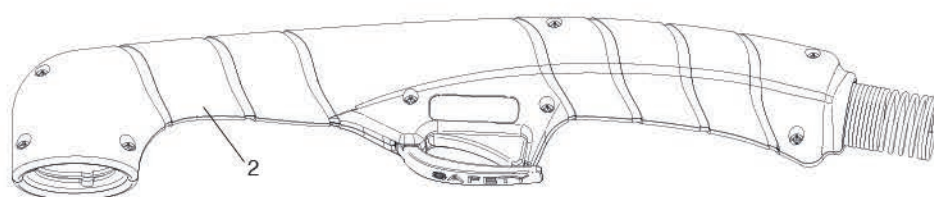

| POSICION | CODIGO | REF. ORIGINAL | ARTÍCULO | Und. ENVASE |
|----------|---------------|-------------------|--|-------------|
| *** | 3HYA05623 | 088164 | ANTORCHA HY-45XP 75° 6mts | 1 |
| *** | 3HYA05620 | 083247 | ANTORCHA HY-65 75° 6mts | 1 |
| *** | 3HYA05621 | 087085 | ANTORCHA HY-85 75° 6mts | 1 |
| *** | 3HYA05622 | 059473 | ANTORCHA HY-105 75° 6mts | 1 |
| *** | 3HYA05632 | 059477 | ANTORCHA HY 105 AUTOMATICA 6mts | 1 |
| *** | 3HYA05637 | 059479 | ANTORCHA HY 105 AUTOMATICA 12mts | 1 |
| 1 | 3HYAA05600 | 228714-228958 | CUERPO MANUAL 75° | 1 |
| 1A | 3HYAA03700.60 | 058519 | JUNTA TORICA | 10 |
| 1B | 3HYAA05602 | 228715-228957 | CUERPO MANUAL 15° | 1 |
| 1C | 3HYAA05610 | 228716 | CUERPO AUTOMÁTICO | 1 |
| 1D | 3HYAA05415 | 228735 | ADAPTADOR CUERPO AUTOMÁTICO | 1 |
| 2 | 3HYAA05405 | 228717-228954 | EMPUÑADURA COMPLETA 75° | 1 |
| 2B | 3HYAA05602 | 228718-228955 | EMPUÑADURA COMPLETA 15° | 1 |
| 2C | 37503 | *** | EMPUÑADURA AUTOMÁTICA | 1 |
| 2D | 3HYAA05316 | *** | ANILLO ADAPTADOR EMPUÑADURA AUTOMÁTICA | 1 |
| 2E | 3HYAA05416 | 228736 | EMPUÑADURA AUTOMÁTICA MINI | 1 |
| 3 | 37306 | 220857 | DIFUSOR 45-85 Amp. | 2 |
| 4 | 37306/105 | 220994 | DIFUSOR 105 Amp. | 2 |
| 6 | 31546/45/FC | 220930 | BUZA 45 Amp. PRECISIÓN CORTE | 10 |
| 7 | 31546/45 | 220941TD | BUZA 45 Amp. | 10 |
| 7 | 31546/65 | 220819TD-228759TD | BUZA 65 Amp. | 10 |
| 7 | 31546/85 | 220816TD-220760TD | BUZA 85 Amp. | 10 |
| 8 | 31546/105 | 220990TD-220797TD | BUZA 105 Amp. | 10 |
| 9 | 35608 | 220854TD (85A) | PORTABUZAS 45-85 Amp. | 1 |
| 10 | 35608/105 | 220854TD (105A) | PORTABUZAS 105 Amp. | 1 |
| 11 | 37306/FC | 220947 | DIFUSOR 45 Amp. CORTE DE PRECISIÓN | 2 |
| 12 | 35888/D | 220955 | PROTECTOR DEFLECTOR | 3 |
| 13 | 35888/FC1 | 220931 | PROTECTOR 45 Amp. CORTE DE PRECISIÓN | 3 |
| 14 | 35888 | 220818TD-228764TD | PROTECTOR MANUAL 45-85 Amp. | 3 |
| 15 | 35888/105 | 220992TD-228798TD | PROTECTOR MANUAL 105 Amp. | 3 |
| 17 | 31546/G | 220911TD | BUZA DE GOBIADO 105 Amp. | 10 |
| 18 | 35888/G | 420480TD | PROTECTOR GOBIADO 105 Amp. | 3 |
| 23 | 35889/H | 220953TD (85A) | PORTABUZAS CON Sonda 45-85 Amp. | 1 |
| 24 | 35889/H105 | 220953TD (105A) | PORTABUZAS CON Sonda 105 Amp. | 1 |
| 25 | 35888/FC | 220948 | PROTECTOR MÁQUINA 45 Amp. CORTE DE PRECISIÓN | 3 |
| 26 | 35889 | 220817TD | PROTECTOR MÁQUINA 45-85 Amp. | 3 |
| 27 | 35889/105 | 220993TD | PROTECTOR MÁQUINA 105 Amp. | 3 |

DISPONEMOS DE ELECTRODO ORIGINAL PARA ESTAS ANTORCHAS 220842/220777/228767/228934

PLASMA COMPATIBLE HYPERTHERM®

Fb Ferbesol®

COMPATIBLE POWERMAX® 125



PLASMA COMPATIBLE HYPERTHERM®

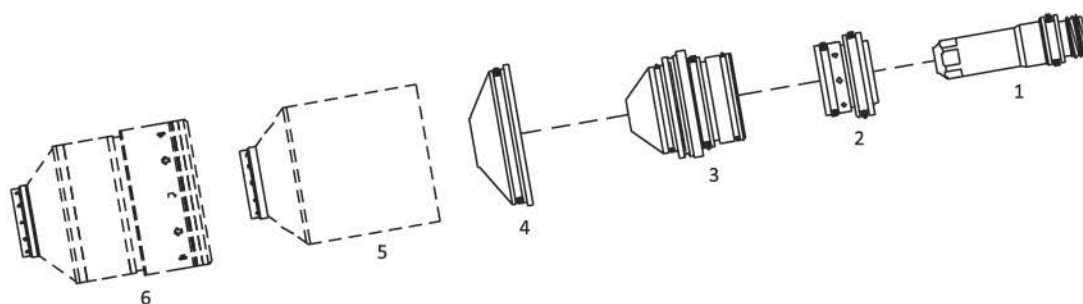
Fb Ferbesol®

COMPATIBLE POWERMAX® 125

| POSICION | CODIGO | REF. ORIGINAL | ARTÍCULO | Und. ENVASE |
|----------|---------------|-----------------|---|-------------|
| *** | 3HYA05720 | 059492 | ANTORCHA HY-125 75° 6mts | 1 |
| *** | 3HYA05730 | 059520 | ANTORCHA HY 125 AUTOMATICA 6mts | 1 |
| *** | 3HYA05735 | 059522 | ANTORCHA HY 125 AUTOMATICA 12mts | 1 |
| 1 | 3HYAB05700 | 428158 | CUERPO MANUAL 75° | 1 |
| 1A | 3HYAB03900.60 | 428253 | JUNTA TÓRICA | 10 |
| 1C | 3HYAB05510 | 428147 | CUERPO AUTOMÁTICO | 1 |
| 1D | 3HYAB05515 | 428145 | ADAPTADOR CUERPO AUTOMÁTICO | 1 |
| 2 | 3HYAB05505 | 428155 | EMPUÑADURA COMPLETA 75° | 1 |
| 2A | 3HYAB03916 | 428144 | EMPUÑADURA AUTOMÁTICA | 1 |
| 2D | 3HYAB03915-42 | 428248 | ANILLO ADAPTADOR EMPUÑADURA AUTOMÁTICA | 1 |
| 4 | 3HYAB60039 | 220997 | DIFUSOR 105-125 Amp. | 2 |
| 5 | 3HYAB51420 | 420158TD | BUZA 45 Amp. | 10 |
| 5 | 3HYAB51421 | 420169TD | BUZA 65 Amp. | 10 |
| 6 | 3HYAB51424 | 220975TD | BUZA 105-125 Amp. | 10 |
| 7 | 3HYAB60311A | 220977TD (65A) | PORTABUZAS 35-65 Amp. | 1 |
| 8 | 3HYAB60311B | 220977TD (125A) | PORTABUZAS 105-125 Amp. | 1 |
| 9 | 3HYAB51916 | 420172TD | PROTECTOR MANUAL 35-65 Amp. | 2 |
| 10 | 3HYAB51917 | 420000TD | PROTECTOR MANUAL 105-125 Amp. | 2 |
| 11 | 3HYAB51424G | *** | BUZA GOUBIADO 105-125 Amp. | 10 |
| 12 | 3HYAB51919G | *** | PROTECTOR GOUBIADO 105-125 Amp. | 2 |
| 13 | 3HYAB60033 | 420159 | DIFUSOR 35-65 Amp. CORTE DE PRECISIÓN | 2 |
| 14 | 3HYAB51428 | 420151 | BUZA 35-65 Amp. CORTE DE PRECISIÓN | 10 |
| 15 | 3HYAB51915 | 420152 | PROTECTOR DEFLECTOR 35-65 Amp. CORTE DE PRECISIÓN | 2 |
| 16 | 3HYAB60311HA | 420156TD (65A) | PORTABUZAS CON Sonda 35-65 Amp. | 1 |
| 17 | 3HYAB60311HB | 420156TD (125A) | PORTABUZAS CON Sonda 105-125 Amp. | 1 |
| 18 | 3HYAB51918 | 420168TD | PROTECTOR MÁQUINA 35-65 Amp. | 2 |
| 19 | 3HYAB51919 | 220976TD | PROTECTOR MÁQUINA 105-125 Amp. | 2 |

DISPONEMOS DE ELECTRODO ORIGINAL PARA ESTAS ANTORCHAS 220971

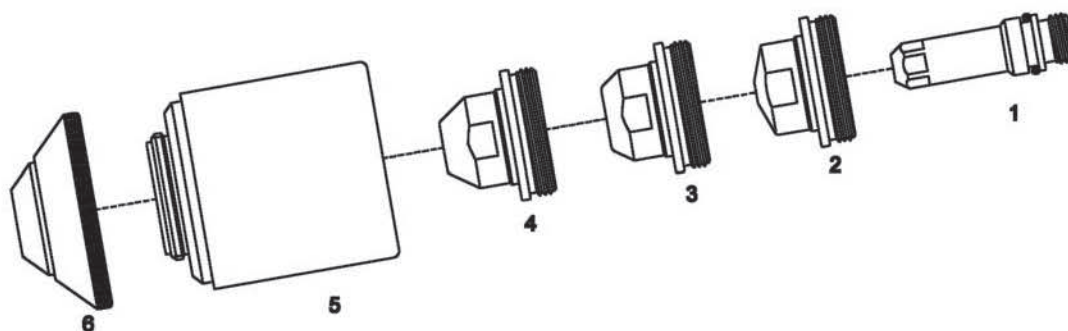
PLASMA COMPATIBLE HYPERTHERM®



COMPATIBLE HYPERTHERM® HPR-130 HPR-260

| POSICION | CODIGO | REF. ORIGINAL | ARTÍCULO | Und. ENVASE |
|----------|--------|---------------|---------------------|-------------|
| 1 | | | ELECTRODO | 1 |
| 2 | | | DIFUSOR | 1 |
| 3 | | | BUZA | 1 |
| 4 | | | PROTECTOR | 1 |
| 5 | | | PORTABUZAS | 1 |
| 6 | | | PORTABUZAS EXTERIOR | 1 |

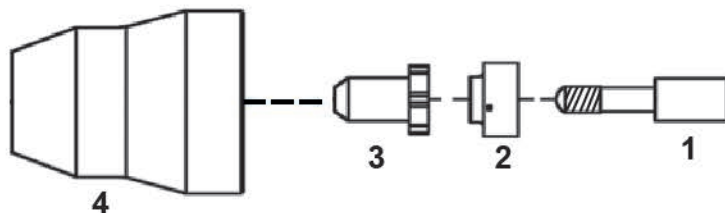
Códigos y disponibilidad consular con nuestra oficina técnica



COMPATIBLE HYPERTHERM® MAX-200

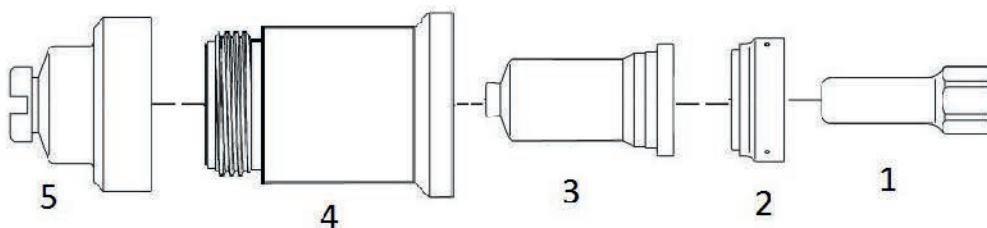
| POSICION | CODIGO | REF. ORIGINAL | ARTÍCULO | Und. ENVASE |
|----------|---------|---------------|------------------------------|-------------|
| 1 | 302014 | 120667 | ELECTRODO | 1 |
| 2 | 3020689 | O20689 | BUZA AIRE 40 Amp. | 1 |
| 3 | 3020616 | O20611 | BUZA O2 100 Amp. | 1 |
| 3 | 3020611 | O20611 | BUZA AIRE, N2, AR/H 100 Amp. | 1 |
| 4 | 3020608 | O20608 | BUZA AIRE, N2, AR/H 200 Amp. | 1 |
| 4 | 3020605 | O20605 | BUZA O2 200 Amp. | 1 |
| 4 | 3020615 | O20615 | BUZA AIRE 200 Amp: | 1 |
| 5 | 3020423 | O20423 | PORTABUZAS | 1 |
| 6 | 3020448 | O20448 | PROTECTOR 100 Amp. | 1 |
| 6 | 3020424 | O20424 | PROTECTOR 200 Amp. | 1 |

PLASMA COMPATIBLE LINCOLN®



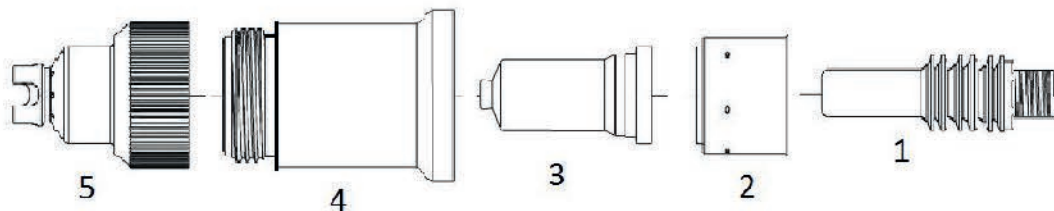
COMPATIBLE LINCOLN EX 20

| POSICION | CODIGO | REF. ORIGINAL | ARTÍCULO | Und. ENVASE |
|----------|--------|---------------|---------------------|-------------|
| 1 | 33164 | | ELECTRODO RANURADO | 10 |
| 2 | 37075 | | DIFUSOR VESPEL | 5 |
| 3 | 31282 | | BUZA CORTE RAPIDO | 10 |
| 4 | 35611 | | PORTABUZAS EXTERIOR | 2 |



COMPATIBLE LINCOLN LC-65

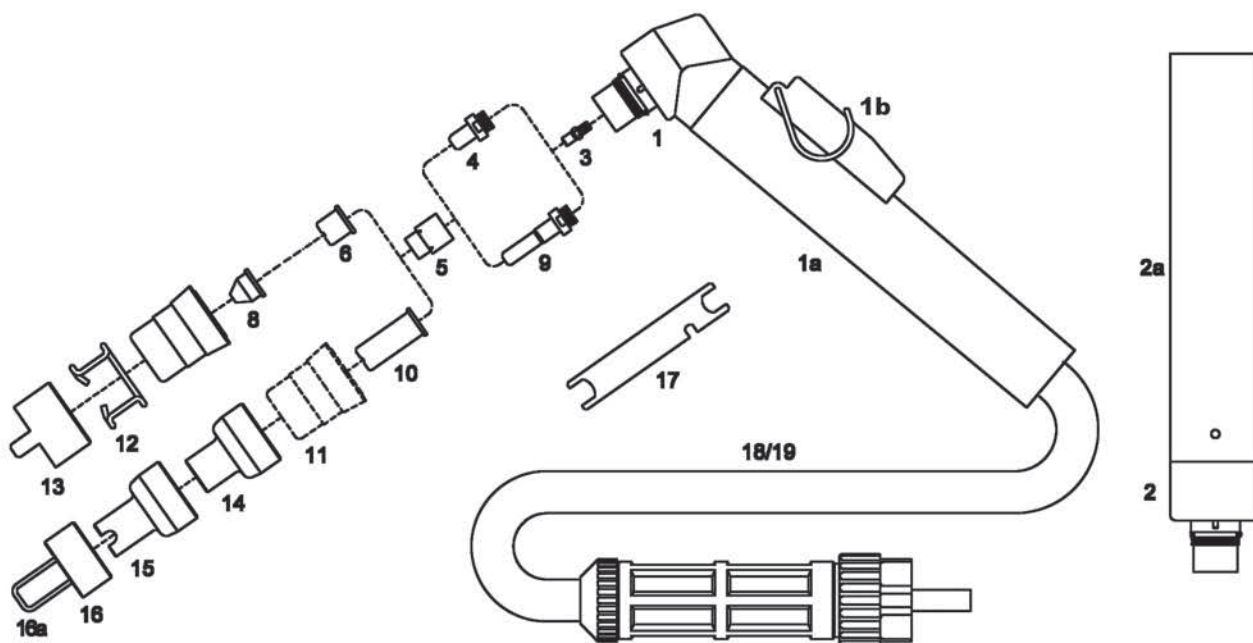
| POSICION | CODIGO | REF. ORIGINAL | ARTÍCULO | Und. ENVASE |
|----------|-----------|---------------|------------------|-------------|
| 1 | 3L3001 | W03X0893-25A | ELECTRODO | 5 |
| 2 | 3L7001 | W03X0893-50R | DIFUSOR | 3 |
| 3 | 3L1001/60 | W03X0893-34A | BUZA | 5 |
| 4 | 3L5001 | W03X0893-43A | PORTABUZAS | 1 |
| 5 | 3L5501 | W03X0893-44A | PROTECTOR MANUAL | 2 |



COMPATIBLE LINCOLN LC-105

| POSICION | CODIGO | REF. ORIGINAL | ARTÍCULO | Und. ENVASE |
|----------|------------|---------------|------------------|-------------|
| 1 | 3L3002 | W03X0893-60A | ELECTRODO | 5 |
| 2 | 3L7002 | W03X0893-70R | DIFUSOR | 3 |
| 3 | 3L1002/060 | W03X0893-62A | BUZA 60Amp. | 5 |
| 3 | 3L1002/080 | W03X0893-63A | BUZA 80Amp. | 5 |
| 3 | 3L1002/100 | W03X0893-64A | BUZA 100Amp. | 5 |
| 4 | 3L5002 | W03X0893-66A | PORTABUZAS | 1 |
| 5 | 3L5502 | W03X0893-67A | PROTECTOR MANUAL | 2 |

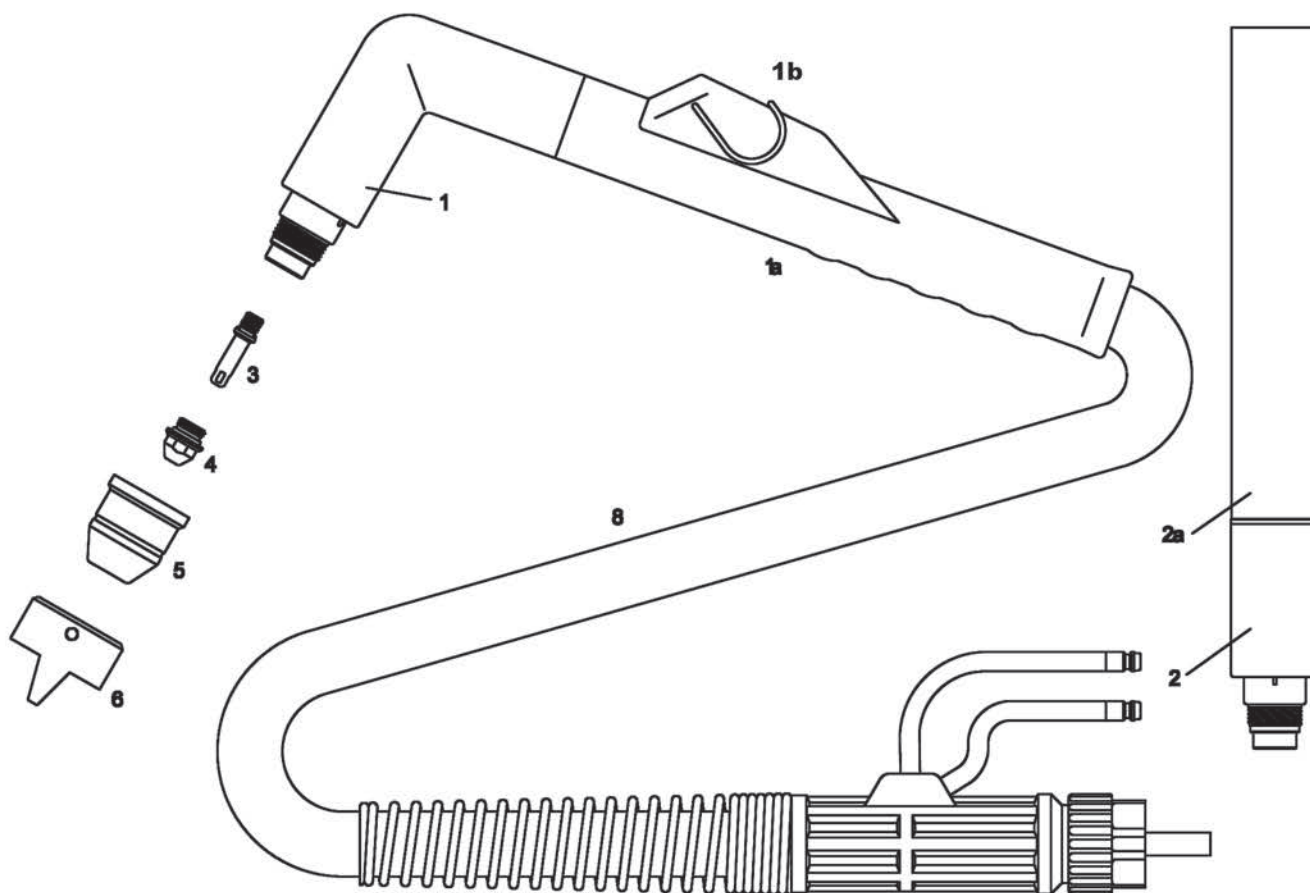
PLASMA COMPATIBLE LINCOLN®



COMPATIBLE LINCOLN EX60

| POSICION | CODIGO | REF. ORIGINAL | ARTÍCULO | Und. ENVASE |
|----------|----------|---------------|--|-------------|
| ** | 36011 | W0400030 | ANTORCHA MANUAL 6mts CENTRALIZADA | 1 |
| ** | 36013 | *** | ANTORCHA MANUAL 12mts CENTRALIZADA | 1 |
| ** | 36017 | W0400046 | ANTORCHA AUTOMATICA 6mts CENTRALIZADA | 1 |
| ** | 36020 | W040033 | ANTORCHA AUTOMATICA 12mts CENTRALIZADA | 1 |
| 1 | 36516 | W0300100 | CUERPO ANTORCHA MANUAL | 1 |
| 1a | 37504 | *** | EMPUÑADURA TUBO COMPLETA | 1 |
| 1b | 37504/P | *** | PULSADOR | 1 |
| 2 | 36518 | W0300148 | CUERPO ANTORCHA AUTOMATICO | 1 |
| 2a | 37512 | W0300144 | EMPUÑADURA AUTOMATICA | 1 |
| 3 | 37005 | W0300104 | DIFUSOR INTERNO | 5 |
| 4 | 33042 | W0300105 | ELECTRODO CORTO | 10 |
| 5 | 37000 | W0300106 | DIFUSOR VESPEL | 5 |
| 6 | 31049 | W0300108 | BUZA CORTA | 10 |
| 8 | 31041 | W0300151 | BUZA CORTA CÓNICA | 10 |
| 9 | 33044 | W0300110 | ELECTRODO LARGO | 10 |
| 10 | 31047 | W0300112 | BUZA LARGA | 10 |
| 11 | 35512 | W0300109 | PORTABUZAS EXTERIOR | 2 |
| 12 | 32012 | W0300113 | MUELLE PATIN | 10 |
| 13 | 32518 | W0300114 | BUZA DOS PATAS | 5 |
| 14 | 35810 | W0300238 | PROTECCIÓN BUZA LARGA | 5 |
| 15 | 35820 | W0300239 | PROTECCIÓN BUZA LARGA ALMENADA | 5 |
| ** | 38001 | 1344 | CABLE PRINCIPAL 6mts | 1 |
| ** | 38002 | *** | CABLE PRINCIPAL 12mts | 1 |
| 18 | 38000C50 | *** | CONJUNTO CABLES 6mts | 1 |
| 19 | 38000C51 | *** | CONJUNTO CABLES 12mts | 1 |

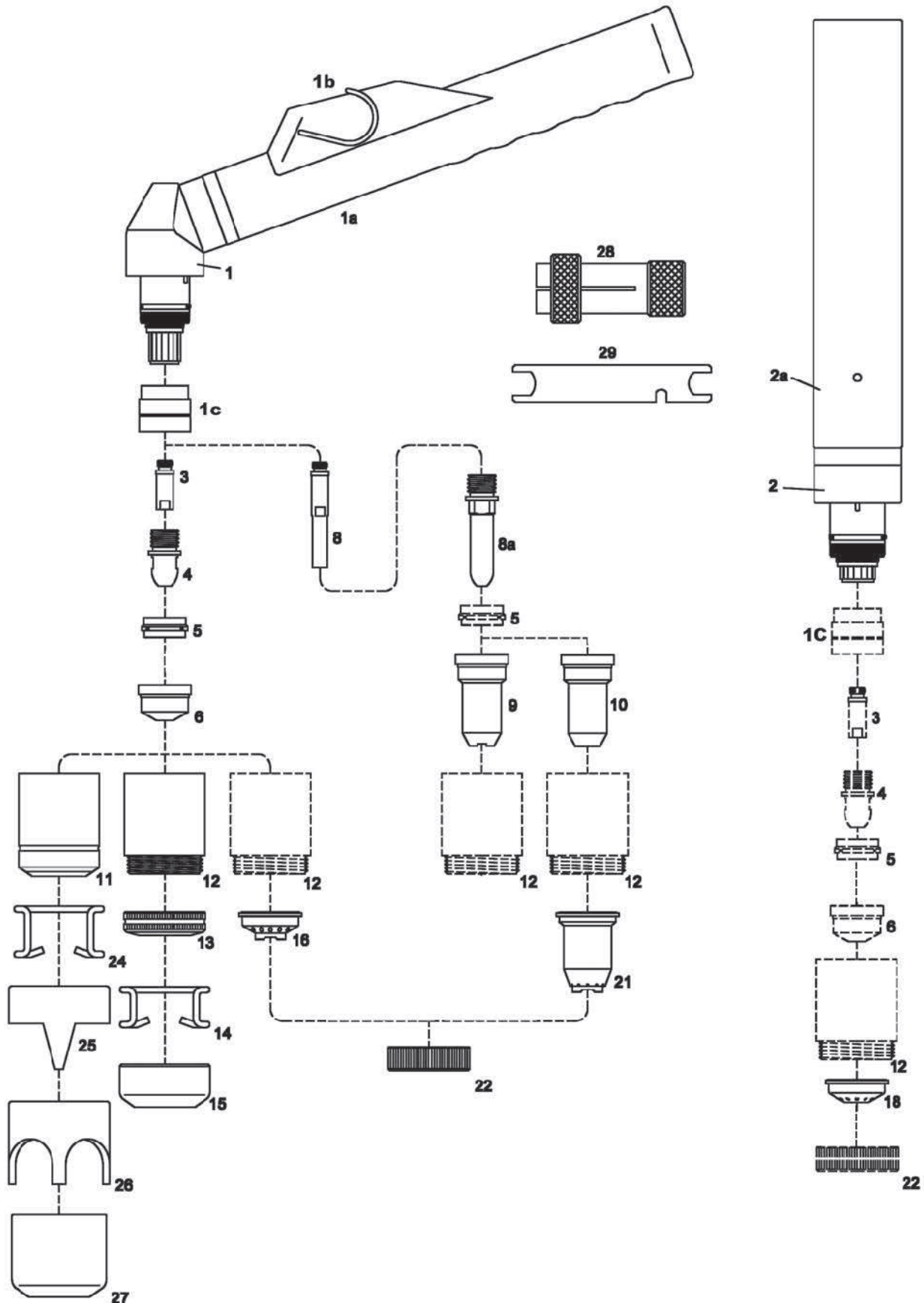
PLASMA COMPATIBLE LINCOLN®



COMPATIBLE LINCOLN EWS-100 REFIRGERADA POR AGUA

| POSICION | CODIGO | REF. ORIGINAL | ARTÍCULO | Und. ENVASE |
|----------|-----------|---------------|--|-------------|
| ** | 36196 | W0400038 | ANTORCHA MANUAL 6mts CENTRALIZADA | 1 |
| ** | 36197 | W0400039 | ANTORCHA MANUAL 12mts CENTRALIZADA | 1 |
| ** | 36198 | W0400040 | ANTORCHA AUTOMATICA 6mts CENTRALIZADA | 1 |
| ** | 36199 | W0400041 | ANTORCHA AUTOMATICA 12mts CENTRALIZADA | 1 |
| 1 | 36591 | W0300171 | CUERPO ANTORCHA MANUAL | 1 |
| 1a | 37504/C | W0300172 | EMPUÑADURA COMPLETA | 1 |
| 1b | 37504/P | *** | PULSADOR | 1 |
| 2 | 36592 | W0300169 | CUERPO ANTORCHA AUTOMATICA | 1 |
| 2a | 37560 | W0300168 | EMPUÑADURA AUTOMATICA | 1 |
| 3 | 33090 | W0300160 | ELECTRODO (con junta torica) NIQUELADO | 10 |
| 4 | 31150/ACU | W0300163 | BUZA 0,8mm 30 Amp. NIQUELADO | 10 |
| 4 | 31152/ACU | W0300164 | BUZA 1,0mm 50 Amp. NIQUELADO | 10 |
| 4 | 31153/ACU | W0300165 | BUZA 1,3mm 80 Amp. NIQUELADO | 10 |
| 4 | 31154/ACU | W0300161 | BUZA 1,6mm 120 Amp. NIQUELADO | 10 |
| 4 | 31155/ACU | W0300166 | BUZA 1,8mm 150 Amp. NIQUELADO | 10 |
| 5 | 35598 | W0300167 | PORTABUZAS EXTERIOR | 2 |
| 6 | 32565 | W0300246 | BUZA DOS PATAS | 2 |

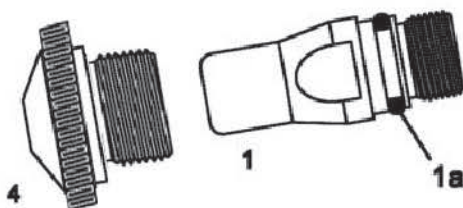
COMPATIBLE LINCOLN EX100



COMPATIBLE LINCOLN EX100

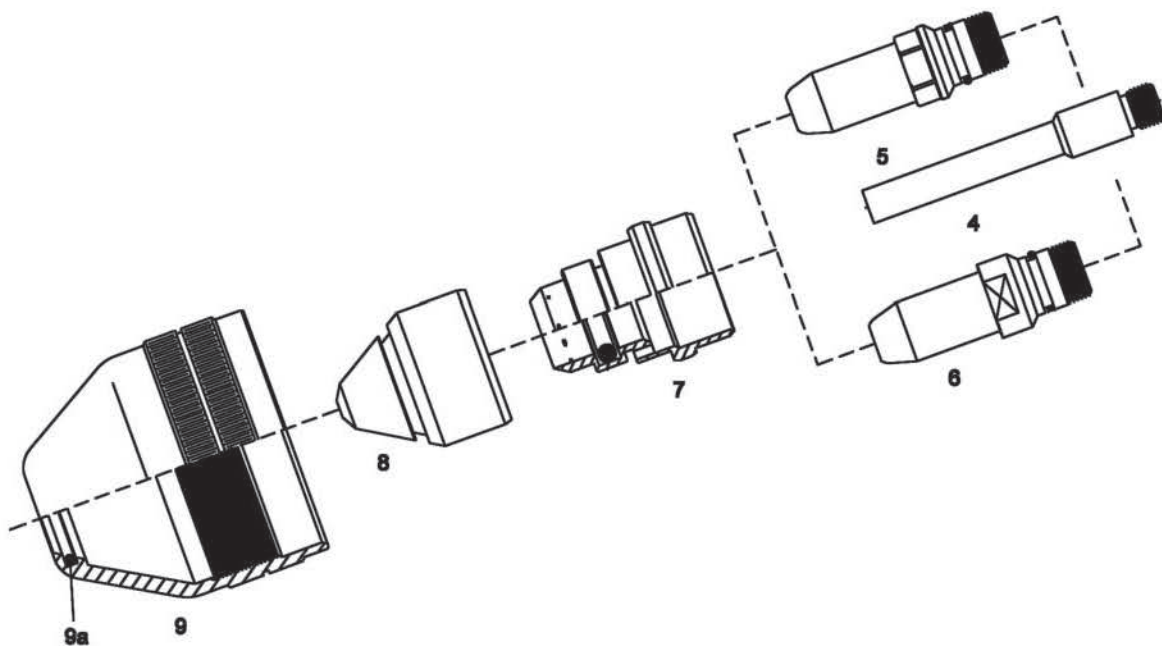
| POSICION | CODIGO | REF. ORIGINAL | ARTÍCULO | Und. ENVASE |
|----------|----------|---------------|--|-------------|
| ** | 36026/T | W0400052 | ANTORCHA MANUAL 6mts CENTRALIZADA | 1 |
| ** | 36029/T | W0400037 | ANTORCHA MANUAL 12mts CENTRALIZADA | 1 |
| ** | 36032/T | W0400034 | ANTORCHA AUTOMATICA 6mts CENTRALIZADA | 1 |
| ** | 36033/T | W0400035 | ANTORCHA AUTOMATICA 12mts CENTRALIZADA | 1 |
| 1 | 36520/T | W0300263 | CUERPO ANTORCHA MANUAL | 1 |
| 1a | 37504/C | *** | EMPUÑADURA TUBO COMPLETA | 1 |
| 1b | 37504/P | *** | PULSADOR | 1 |
| 1c | 37053 | *** | AISLANTE | 2 |
| 2 | 36525/T | W0300143 | CUERPO ANTORCHA AUTOMATICA | 1 |
| 2a | 37512 | W0300144 | EMPUÑADURA AUTOMATICA | 1 |
| 3 | 37008/T | W0300122 | DIFUSOR INTERNO | 5 |
| 4 | 33046 | W0300123 | ELECTRODO | 10 |
| 5 | 37010 | W0300124 | DIFUSOR VESPEL | 5 |
| 6 | 31055 | W0300125 | BUZA 1,0mm | 10 |
| 6 | 31056 | W0300126 | BUZA 1,3mm | 10 |
| 6 | 31057 | W0300127 | BUZA 1,6mm | 10 |
| 6 | 31058 | *** | BUZA 1,8mm | 10 |
| 6 | 31059 | W0300128 | BUZA 3,0mm | 10 |
| 8 | 37008/TL | *** | DIFUSOR INTERNO LARGO | 10 |
| 8a | 33048 | W0300133 | ELECTRODO LARGO | 10 |
| 9 | 31061 | W0300134 | BUZA LARGA DE CONTACTO | 10 |
| 10 | 31061/A | W0300178 | BUZA LARGA LISA 1,3mm | 10 |
| 10 | 31061/B | W0300179 | BUZA LARGA LISA 1,6mm | 10 |
| 11 | 35520/T | W0300129 | PORTABUZAS EXTERIOR | 2 |
| 12 | 35525/T | W0300138 | PORTABUZAS EXTERIOR CONTACTO | 2 |
| 13 | 35850 | W0300244 | ANILLO PARA PATIN | 5 |
| 14 | 32050 | W0300245 | MUELLE PATIN CORTO | 10 |
| 15 | 32524/B | *** | DISTANCIADOR | 10 |
| 16 | 35860 | W0300180 | PROTECTOR DISTANCIADOR CORTE | 5 |
| 18 | 32580 | W0300181 | PROTECTOR AUTOMATICO | 5 |
| 21 | 35840 | W0300183 | PROTECTOR LARGO BUZA LISA | 5 |
| 22 | 32590 | W0300184 | ANILLO FIJACION | 5 |
| 24 | 32015 | W0300130 | MUELLE PATIN | 10 |
| 25 | 32522 | W0300131 | BUZA DOS PATAS | 5 |
| 26 | 32550 | W0300177 | BUZA ALMENADA | 5 |
| 27 | 32524 | W0300132 | DISTANCIADOR ESCAREADOR | 5 |
| ** | 38003 | *** | CONJUNTO CABLES 6mts 1/4 GAS | 1 |
| ** | 38003/12 | *** | CONJUNTO CABLES 12mts 1/4 GAS | 1 |

PLASMA COMPATIBLE SAF®



COMPATIBLE SAF CPM-15

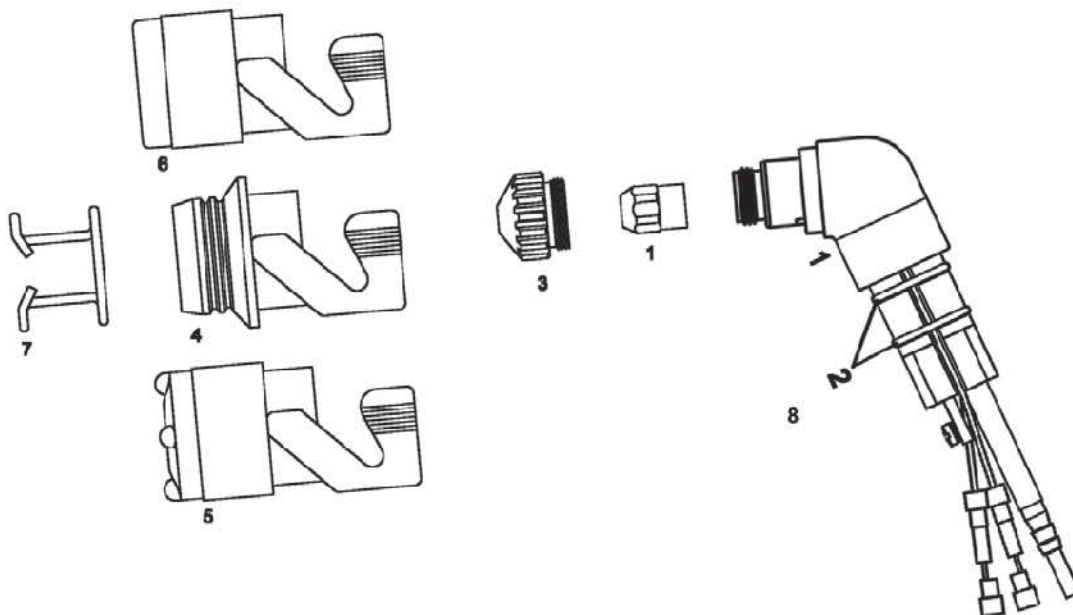
| POSICION | CODIGO | REF. ORIGINAL | ARTÍCULO | Und. ENVASE |
|----------|--------|----------------------|---------------|-------------|
| 1 | 33027 | 0409-1204-W000325063 | ELECTRODO | 10 |
| 4 | 31141 | 0409-1210-W000325069 | BUZA 60 Amp. | 10 |
| 4 | 31143 | 0409-1212-W000325072 | BUZA 100 Amp. | 10 |
| 4 | 31144 | 0409-1218-W000325073 | BUZA 150 Amp. | 10 |



COMPATIBLE SAF OCP-150

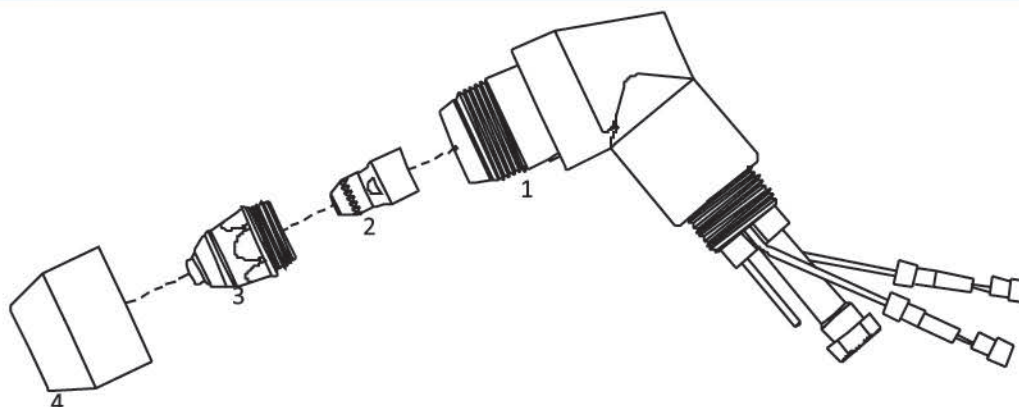
| POSICION | CODIGO | REF. ORIGINAL | ARTÍCULO | Und. ENVASE |
|----------|----------|----------------------|---------------------|-------------|
| 4 | 37300 | 0409-2154 | DIFUSOR INTERNO | 2 |
| 5 | 33007 | 0409-2184 | ELECTRODO | 10 |
| 6 | 33004/O2 | 0409-2185-W000325579 | ELECTRODO O2 | 10 |
| 7 | 37301 | 0409-2170 | DIFUSOR 60 Amp. | 2 |
| 7 | 37302 | 0409-2169-W000138377 | DIFUSOR 120 Amp. | 2 |
| 8 | 31077 | 0409-2173 | BUZA 30 Amp. | 5 |
| 8 | 31071 | 0409-2174-W000352264 | BUZA 40 Amp. | 5 |
| 8 | 31094 | 0409-2176-W000325124 | BUZA 60 Amp. | 5 |
| 8 | 31096 | 0409-2183-W000325125 | BUZA 90 Amp. | 5 |
| 8 | 31098 | 0409-2186-W000325126 | BUZA 120 Amp. | 5 |
| 9 | 35900 | 0409-2166 | PORTABUZAS EXTERIOR | 2 |

PLASMA COMPATIBLE SAF®



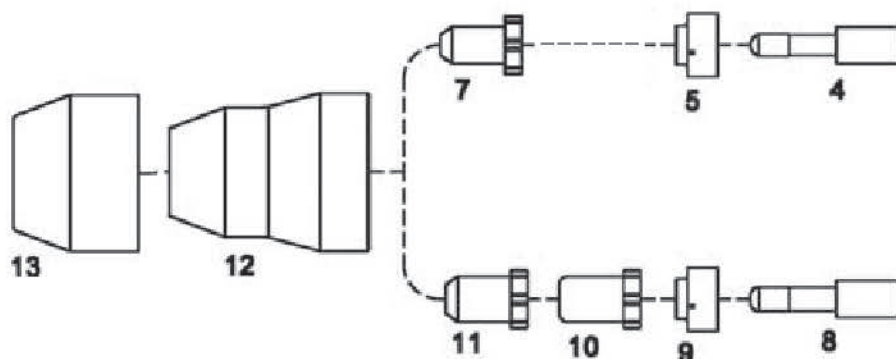
COMPATIBLE SAF CP-40 / CP 100

| POSICION | CODIGO | REF. ORIGINAL | ARTÍCULO | Und. ENVASE |
|----------|--------|----------------------|--------------------------------|-------------|
| | 36096 | | ANTORCHA MANUAL 6mts. M/14-100 | 1 |
| 8 | 36550 | *** | CUERPO | 1 |
| 1 | 33100 | 0408-2404-W000302545 | ELECTRODO | 10 |
| 3 | 31162 | 0408-2261 | BUZA 1,0mm | 10 |
| 3 | 31163 | 0408-2262-W000302551 | BUZA 1,2mm | 10 |
| 3 | 31164 | 0408-2385-W000302555 | BUZA 1,6mm | 10 |
| 4 | 35010 | 0408-2267 | PORTABUZAS EXTERIOR TN-PATIN | 2 |
| 5 | 35013 | 0408-2405 | PORTABUZAS EXTERIOR TI-TETONES | 2 |
| 6 | 35012 | 0408-2268 | PORTABUZAS EXTERIOR LISO | 2 |
| 7 | 32012 | 0408-2053-W000302609 | MUELLE PATIN | 10 |



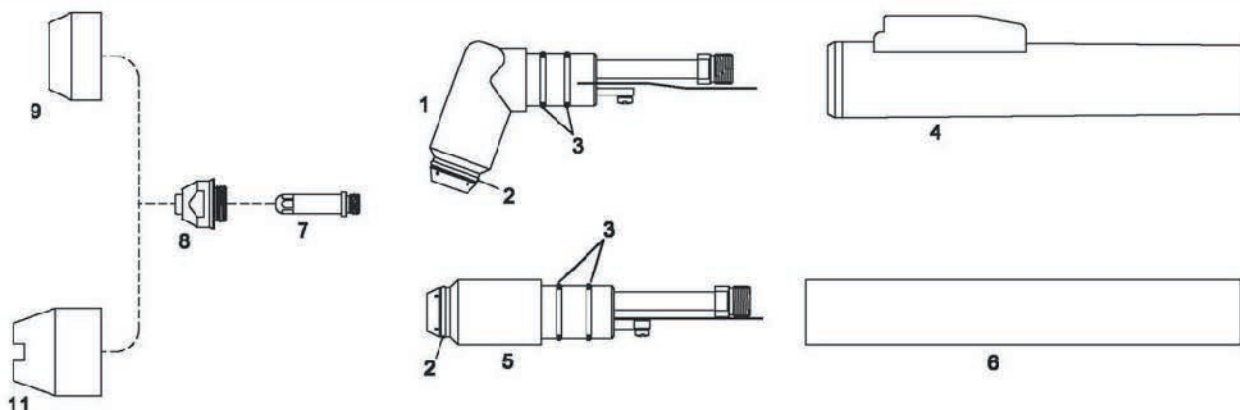
COMPATIBLE PANASONIC

| POSICION | CODIGO | REF. ORIGINAL | ARTÍCULO | Und. ENVASE |
|----------|--------|---------------|--------------------|-------------|
| 1 | 36595 | TKV08103 | CUERPO | 1 |
| 2 | 33152 | TET02033 | ELECTRODO | 10 |
| 3 | 31263 | TET01512 | BUZA 1,5mm 80 Amp. | 10 |
| 4 | 35750 | TGN02004 | PORTABUZAS | 2 |



COMPATIBLE THERMAL DYNAMICS PCH/M-35

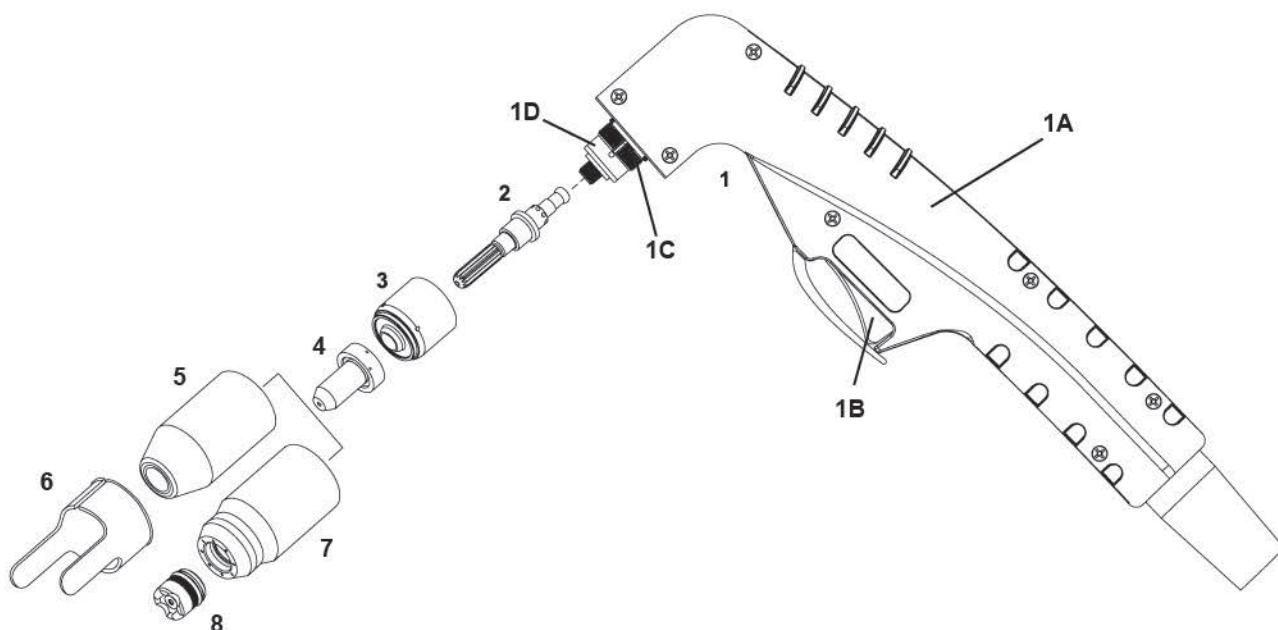
| POSICION | CODIGO | REF. ORIGINAL | ARTÍCULO | Und. ENVASE |
|----------|--------|---------------|---------------------|-------------|
| 4 | 33164 | 9-6006 | ELECTRODO RANURADO | 10 |
| 5 | 37075 | 9-6007 | DIFUSOR VESPEL | 5 |
| 7 | 31282 | 9-6001 | BUZA CORTE RAPIDO | 10 |
| 8 | 33161 | 9-6506 | ELECTRODO RANURADO | 10 |
| 9 | 37090 | 9-6507 | DIFUSOR VESPEL | 5 |
| 10 | 31832 | 9-6500 | BUZA | 10 |
| 11 | 31830 | 9-6501 | BUZA CORTE RAPIDO | 10 |
| 12 | 35611 | 9-6003 | PORTABUZAS EXTERIOR | 2 |
| 13 | 35613 | 9-6503 | PROTECTOR | 5 |



COMPATIBLE THERMAL DYNAMICS PCH/M-51

| POSICION | CODIGO | REF. ORIGINAL | ARTÍCULO | Und. ENVASE |
|----------|--------|---------------|---------------------------------------|-------------|
| ** | 36130 | 2-2860 | ANTORCHA MANUAL 6mts | 1 |
| ** | 36135 | 2-2861 | ANTORCHA MANUAL 12mts | 1 |
| ** | 36140 | 2-2864 | ANTORCHA AUTOMATICA 6mts | 1 |
| ** | 36145 | 2-2865 | ANTORCHA AUTOMATICA 12mts | 1 |
| 1 | 36555 | 9-5635 | CUERPO ANTORCHA | 1 |
| 4 | 37525 | 9-5636 | EMPUÑADURA COMPLETA | 1 |
| 5 | 36560 | 9-5634 | CUERPO ANTORCHA AUTOMATICO | 1 |
| 6 | 37545 | 9-5637E | EMPUÑADURA AUTOMATICA | 1 |
| 7 | 33110 | 9-5633 | ELECTRODO | 10 |
| 8 | 31180 | 9-5631 | BUZA 1,10mm 10-60 Amp. | 10 |
| 8 | 31182 | 8-3321 | BUZA 1,20mm 65 Amp. | 10 |
| 9 | 35020 | 9-5630 | PORTABUZAS EXTERIOR CERAMICA | 10 |
| 11 | 35021 | 8-5526 | PORTABUZAS EXTERIOR CERAMICA ALMENADA | 10 |

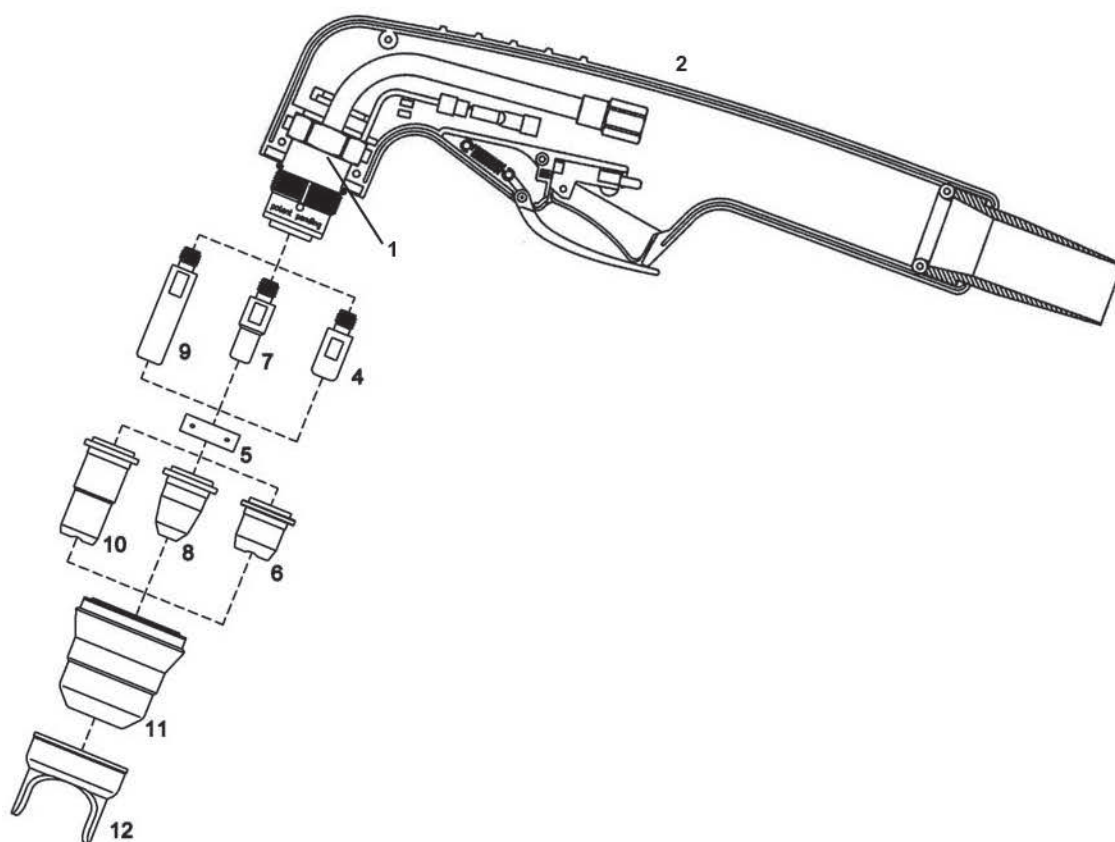
PLASMA COMPATIBLE THERMAL DYNAMICS®



COMPATIBLE THERMAL DYNAMICS SL-60/100

| POSICION | CODIGO | REF. ORIGINAL | ARTÍCULO | Und. ENVASE |
|----------|---------|---------------|--|-------------|
| | 3O75202 | 7-5202 | ANTORCHA SL-100 6 mts. | 1 |
| | 3O75206 | 7-5206 | ANTORCHA SL-100 6 mts. ATC | 1 |
| 1 | 3O90219 | 9-8219 | CUERPO ANTORCHA (solo cuello sin empuñadura) | 1 |
| 1 | 3O90220 | 9-8220 | CUERPO ANTORCHA 180° | 1 |
| 2 | 3O90015 | 9-8215 | ELECTRODO | 10 |
| 3 | 3O90013 | 9-8213 | CASQUILLO IGNICIÓN | 1 |
| 4 | 3O90005 | 9-8205 | BUZA 20 Amp. | 10 |
| 4 | 3O90006 | 9-8206 | BUZA 30 Amp. | 10 |
| 4 | 3O90007 | 9-8207 | BUZA 40 Amp. | 10 |
| 4 | 3O90009 | 9-8209 | BUZA 55 Amp. | 10 |
| 4 | 3O90010 | 9-8210 | BUZA 60 Amp. | 10 |
| 4 | 3O90031 | 9-8231 | BUZA 70 Amp. | 10 |
| 4 | 3O90011 | 9-8211 | BUZA 80 Amp. | 10 |
| 4 | 3O90012 | 9-8212 | BUZA 100 Amp. | 10 |
| 5 | 3O90018 | 9-8218 | PORTABUZAS | 1 |
| 6 | 3O90081 | 9-8281 | BUZA 2 PATAS | 2 |
| 7 | 3O90037 | 9-8237 | PORTABUZAS CONTACTO | 1 |
| 8 | 3O90044 | 9-8244 | PROTECTOR 40 Amp. | 1 |
| 8 | 3O90035 | 9-8235 | PROTECTOR 50-60 Amp. | 1 |
| 8 | 3O90036 | 9-8236 | PROTECTOR 70-100 Amp. | 1 |
| 1A | 3O97030 | 9-7030 | EMPUÑADURA | 1 |
| 1B | 3O97034 | 9-7034 | PULSADOR | 1 |
| 1C | 3O83486 | 8-3486 | JUNTA CUELLO ROJO | 5 |
| 1D | 3O83487 | 8-3487 | JUNTA CUELLO NEGRO | 5 |
| * | 3O47832 | 4-7832 | CONJUNTO CABLES 6m (20F) TUERCA | 1 |
| * | 3O47836 | 4-7836 | CONJUNTO CABLES 6m (20F) ATC | 1 |

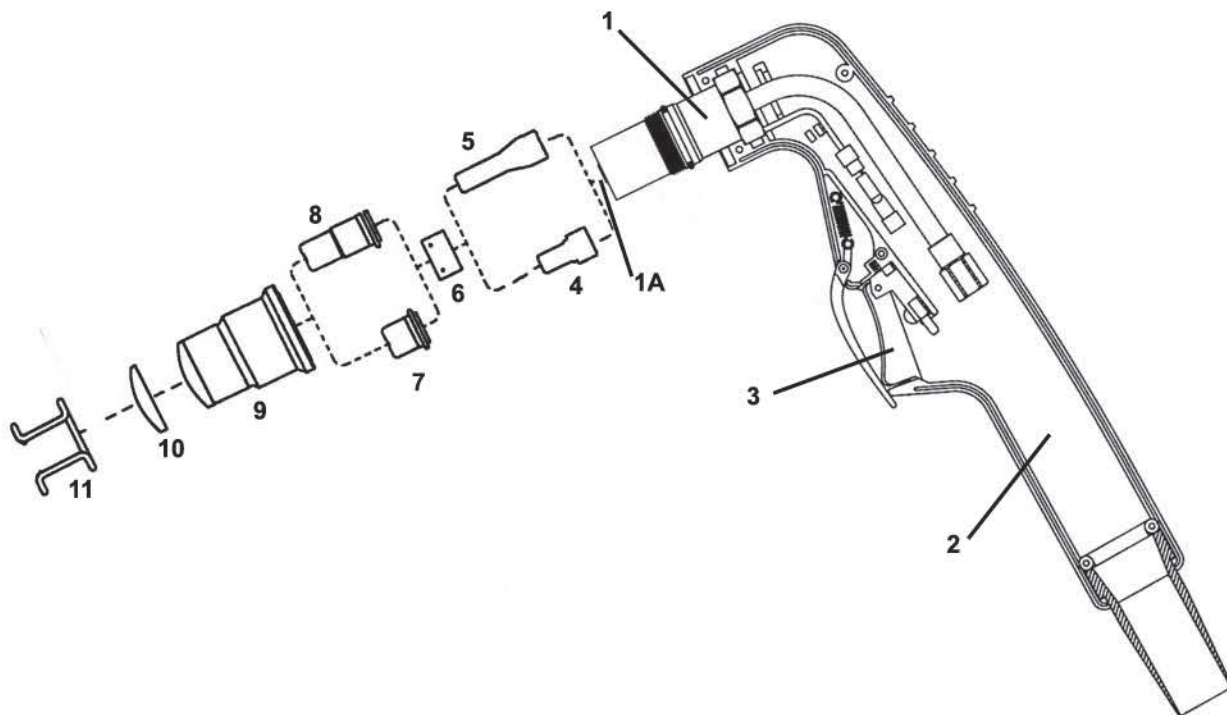
PLASMA COMPATIBLE TRAFIMET®



COMPATIBLE TRAFIMET S-45 / S-25K / S-25 / S-30

| POSICION | CODIGO | REF. ORIGINAL | ARTÍCULO | Und. ENVASE |
|----------|-------------|---------------|--|-------------|
| ** | 36036 | *** | ANTORCHA MANUAL 6mts.1/4G. | 1 |
| ** | 36036/M | *** | ANTORCHA MANIAL 6mts. CENTRALIZADA | 1 |
| 1 | 3PF0125 | PF0125 | CUERPO ANTORCHA | 1 |
| 2 | 3TP0080 | TP0080 | EMPUÑADURA (SIN PULSADOR) | 1 |
| 3 | 199EPG3/MAR | *** | PULSADOR | 10 |
| 4 | 33125 | PR0105 | ELECTRODO S-45 | 10 |
| 5 | 37040 | PE0106 | DIFUSOR VESPEL | 5 |
| 6 | 31207 | PD102-09 | BUZA 0,9mm S-45 | 10 |
| 6 | 31208 | PD0102-10 | BUZA 1,0mm S-45 | 10 |
| 7 | 33071 | PR0110 | ELECTRODO ESTANDAR S-30 / S-25 / S-25K | 10 |
| 8 | 31236 | PD0116-06 | BUZA 0,6mm S-25K | 10 |
| 8 | 31208/S | PD0116-08 | BUZA 0,8mm S-25 S-30 | 10 |
| 8 | 31237 | PD0116-09 | BUZA 0,9mm S-25 S-30 | 10 |
| 9 | 33125/L | PR0106 | ELECTRODO LARGO | 10 |
| 10 | 31206/L | PD0103-65 | BUZA LARGA 0,6mm S-25K | 10 |
| 10 | 31207/L | PD0103-09 | BUZA LARGA 0,9mm S-25 / S-30 / S-45 | 10 |
| 10 | 31208/L | PD0103-10 | BUZA LARGA 1,0mm S-45 | 10 |
| 11 | 35585/S | PC0116 | PORTABUZAS EXTERIOR S-25 / S-30 / S-45 | 2 |
| 11 | 35523 | PC0122 | PORTABUZAS EXTERIOR (1 agujero) | 2 |
| 11 | 35522 | PC0117 | PORTABUZAS EXTERIOR (2 agujero) S-25K | 2 |
| 11 | 35524 | *** | PORTABUZAS EXTERIOR (4 agujero) | 2 |
| 12 | 32503/40 | *** | BUZA DOS PATAS | 5 |

PLASMA COMPATIBLE TRAFIMET®

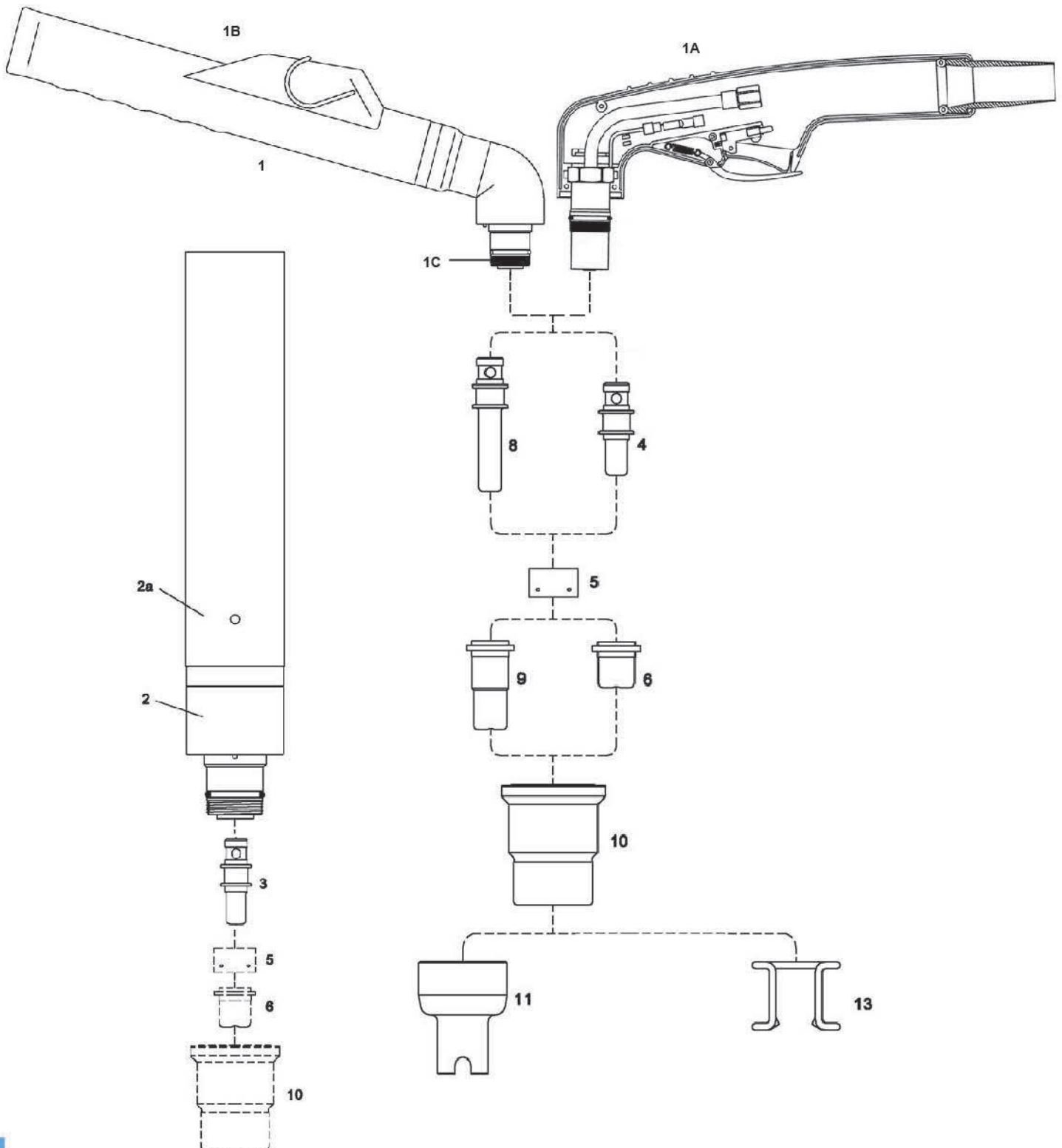


COMPATIBLE TRAFIMET S-75

| POSICION | CODIGO | REF. ORIGINAL | ARTÍCULO | Und. ENVASE |
|----------|-------------|---------------|-----------------------------------|-------------|
| *** | 36142 | PA1606 | ANTORCHA MANUAL 6mts 1/4 GAS | 1 |
| *** | 36143 | PA1604 | ANTORCHA MANUAL 6mts CENTRALIZADA | 1 |
| 1 | 3PF0135 | PF0135 | CUERPO ANTORCHA | 1 |
| 2 | 3TP0110 | TP0110 | EMPUÑADURA (SIN PULSADOR) | 1 |
| 3 | 199EPG3/MAR | ** | PULSADOR | 10 |
| 1A | 37048/74 | ** | DIFUSOR INTERNO | 5 |
| 4 | 33171 | PR0117 | ELECTRODO | 10 |
| 5 | 33171/L | PR0119 | ELECTRODO LARGO | 10 |
| 6 | 37071 | PE0112 | DIFUSOR VESPEL | 5 |
| 7 | 31060 | PD0114-10 | BUZA CORTA 1,0mm | 10 |
| 7 | 31060/12 | PD0114-12 | BUZA CORTA 1,2mm | 10 |
| 8 | 31060/L | PD0118 | BUZA LARGA | 10 |
| 9 | 35606 | PC0114 | PORTABUZAS (con protector) | 2 |
| 10 | 35007 | CV0076 | PROTECTOR CERAMICO | 10 |
| 11 | 32020 | CV0028 | MUELLE PATIN | 10 |

PLASMA COMPATIBLE TRAFIMET® Fb Ferbesol®

COMPATIBLE TRAFIMET A-80 / TRAFIMET A-81



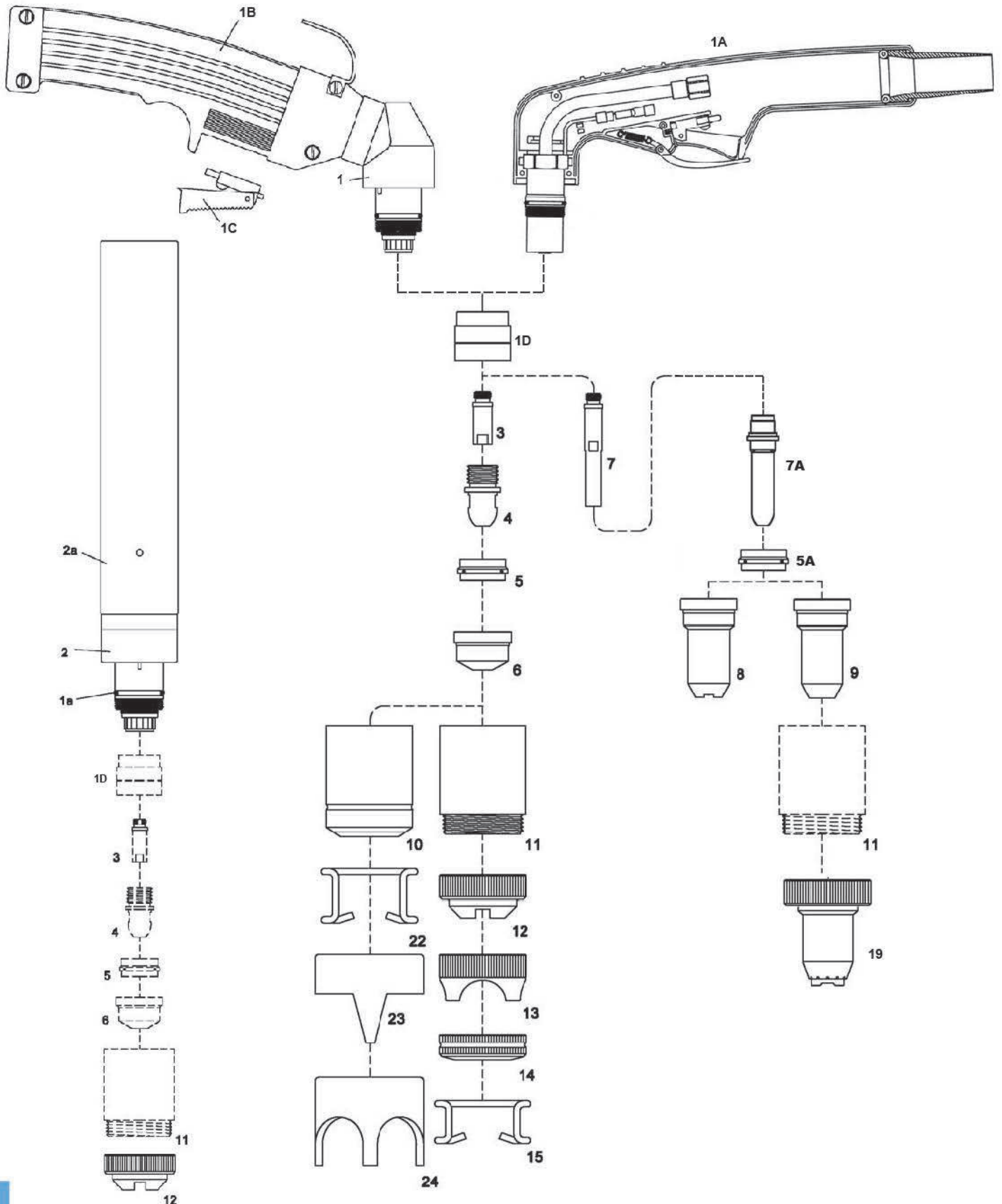
PLASMA COMPATIBLE TRAFIMET® Fb Ferbesol®

COMPATIBLE TRAFIMET A-80 / TRAFIMET A-81

| POSICION | CODIGO | REF. ORIGINAL | ARTÍCULO | Und. ENVASE |
|----------|----------|---------------|--|-------------|
| *** | 36860 | PA0170 | ANTORCHA MANUAL 6mts (3/8 G) A-80 | 1 |
| *** | 36865 | PA0171 | ANTORCHA MANUAL 6mts CENTRALIZADA A-80 | 1 |
| *** | 36023 | PA0180 | ANTORCHA AUTOMATICA 6mts (3/8 G) A-80 | 1 |
| *** | 36005 | PA0181 | ANTORCHA AUTOMATICA 6mts CENTRALIZADA A-80 | 1 |
| 1 | 36640 | PF0119 | CUERPO ANTORCHA MANUAL A-80 | 1 |
| 1b | 37504 | *** | EMPUÑADURA COMPLETA | 1 |
| 2 | 36646 | PF0120 | CUERPO ANTORCHA AUTOMATICO | 1 |
| 2a | 37537 | TP0061 | EMPUÑADURA AUTOMATICA | 1 |
| *** | 36860/81 | PA1400 | ANTORCHA MANUAL 6mts (3/8 G) A-81 | 1 |
| *** | 36865/81 | PA1402 | ANTORCHA MANUAL 6mts CENTRALIZADA A-81 | 1 |
| 1A | 36640/81 | PF0140 | CUERPO ANTORCHA A-81 COMPLETO CON EMPUÑADURA | 1 |
| 1C | 37001/81 | FH0560 | DIFUSOR INTERIOR CORTO | 5 |
| 3 | 33127/D | PR0107 | ELECTRODO DOBLE POSICION | 10 |
| 4 | 33127 | PRO109 | ELECTRODO CORTO | 10 |
| 5 | 37042 | PE0107 | DIFUSOR VESPEL | 5 |
| 6 | 31210 | PD105-10 | BUZA 1,0mm | 10 |
| 6 | 31211 | PD105-11 | BUZA 1,1mm | 10 |
| 6 | 31213 | PD105-12 | BUZA 1,2mm | 10 |
| 8 | 33130 | PR0115 | ELECTRODO LARGO ESTANDAR | 10 |
| 9 | 31217 | PD0106-10 | BUZA LARGA 1,0mm | 10 |
| 9 | 31215 | PD0106-12 | BUZA LARGA 1,2mm | 10 |
| 10 | 35585 | PC0115 | PORTABUZAS EXTERIOR | 2 |
| 11 | 32512 | CV0201 | PROTECTOR ALMENADO PARA BUZA LARGA | 5 |
| 13 | 32020 | CV0028 | MUELLE PATIN | 10 |

PLASMA COMPATIBLE TRAFIMET® **Fb** Ferbesol®

COMPATIBLE TRAFIMET A-90 / TRAFIMET A-101



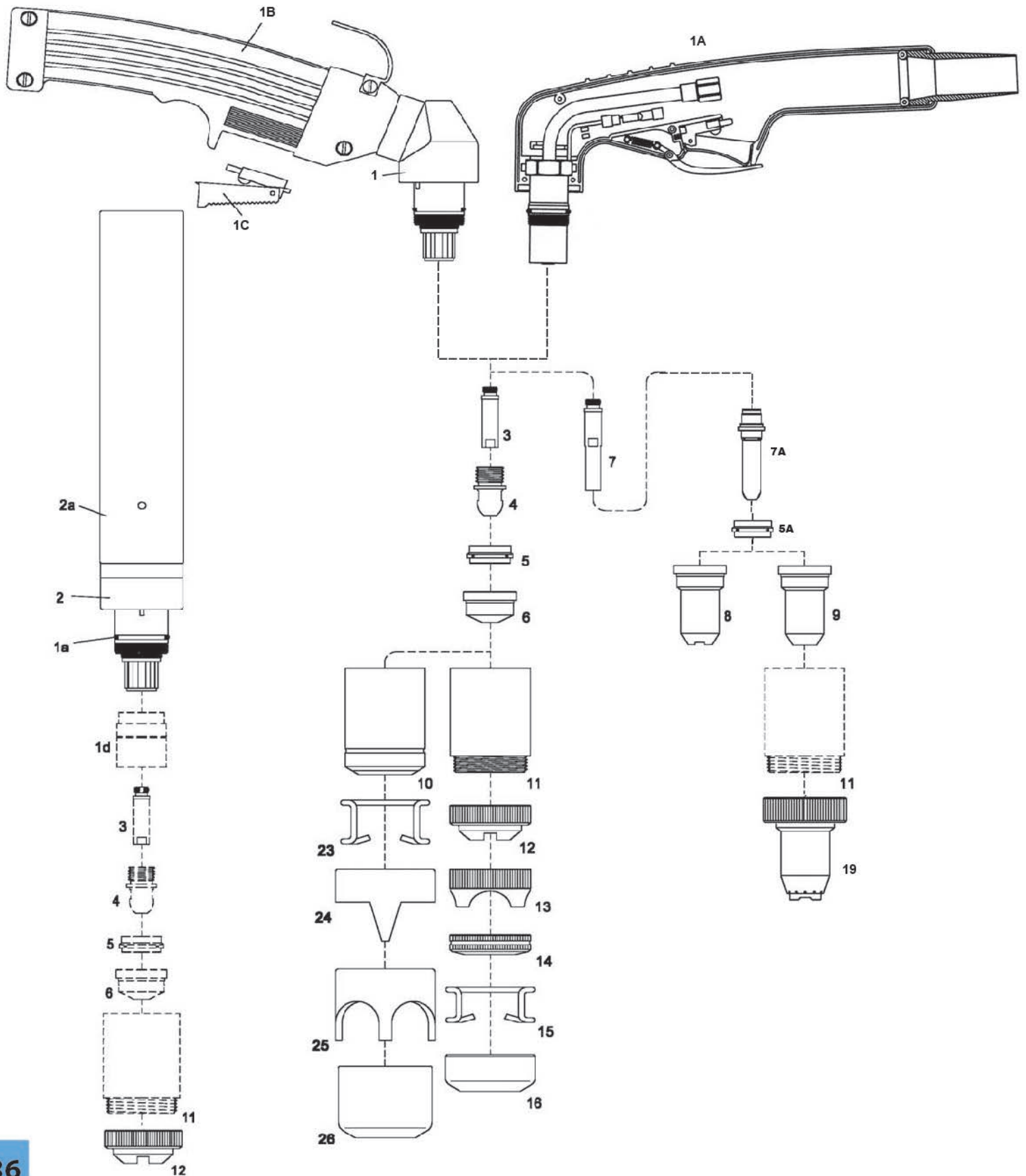
PLASMA COMPATIBLE TRAFIMET® Fb Ferbesol®

COMPATIBLE TRAFIMET A-90 / TRAFIMET A-101

| POSICION | CODIGO | REF. ORIGINAL | ARTÍCULO | Und. ENVASE |
|----------|---------------|---------------|---|-------------|
| ** | 36040 | PA0109 | ANTORCHA MANUAL 6mts M-14/100 A-90 | 1 |
| ** | 36041 | *** | ANTORCHA MANUAL 6mts CENTRALIZADA A-90 | 1 |
| ** | 36043 | PA0209 | ANTORCHA MANUAL 12mts M-14/100 A-90 | 1 |
| ** | 36044 | *** | ANTORCHA MANUAL 12mts CENTRALIZADA A-90 | 1 |
| ** | 36046 | *** | ANTORCHA AUTOMATICA 6mts CENTRALIZADA A-90/A-101 | 1 |
| ** | 36048 | *** | ANTORCHA AUTOMATICA 12mts CENTRALIZADA A-90/A-101 | 1 |
| 1 | 36575 | PF0110/PE0109 | CUERPO ANTORCHA MANUAL A-90 | 1 |
| 1b | 37520 | *** | EMPUÑADURA BANANA | 1 |
| ** | 36042 | PA1450 | ANTORCHA MANUAL 6mts M-14/100 A-101 | 1 |
| ** | 36045 | PA1452 | ANTORCHA MANUAL 6mts CENTRALIZADA A-101 | 1 |
| 1A | 36575/101 | PF0145 | CUERPO ANTORCHA A-101 COMPLETO CON EMPUÑADURA | 1 |
| 1c | 199EPG31 | *** | PULSADOR | 1 |
| 1d | 37053 | *** | AISLANTE | 2 |
| 2 | 36575/A | PF0115 | CUERPO ANTORCHA AUTOMATICA | 1 |
| 2a | 37512 | TP0012 | EMPUÑADURA AUTOMATICA | 1 |
| 3 | 37008/T | FH0562 | DIFUSOR INTERNO | 5 |
| 4 | 33132 | PR0101 | ELECTRODO | 10 |
| 5 | 37050 | PE0101 | DIFUSOR VESPEL | 5 |
| 5A | 37070 | PE0103 | DIFUSOR VESPEL SIN AGUJEROS PARA ELECTRODO LARGO | 5 |
| 6 | 31218 | PD0101-11 | BUZA 1,1mm | 10 |
| 6 | 31219 | PD0101-14 | BUZA 1,4mm | 10 |
| 6 | 31220 | PD0101-17 | BUZA 1,7mm | 10 |
| 7 | 37008/TL | *** | DIFUSOR INTERNO LARGO | 5 |
| 7a | 33170/L | PR0116 | ELECTRODO LARGO SIN ROSCA | 10 |
| 8 | 31223/L | PD0111 | BUZA LARGA CONTACTO | 10 |
| 9 | 31288/L | PD0117-14 | BUZA LARGA LISA 1,4mm | 10 |
| 9 | 31289/L | PD0117-17 | BUZA LARGA LISA 1,7mm | 10 |
| 10 | 35590/B | PC0109 | PORTABUZAS EXTERIOR | 2 |
| 11 | 35592 | PC0113 | PORTABUZAS EXTERIOR CONTACTO | 2 |
| 12 | 32548 | CV0023 | DISTANCIADOR CONTACTO | 5 |
| 13 | 32549 | CV0039 | DISTANCIADOR CONTACTO ALMENADO | 5 |
| 14 | 35850 | *** | ANILLO PORTAPATIN CORTO | 5 |
| 15 | 32050 | *** | MUELLE PATIN CORTO | 10 |
| 19 | 35840/O | CV0009 | PROTECCION LARGA | 5 |
| 22 | 32015 | CV0011 | MUELLE PATIN ESTANDAR | 10 |
| 23 | 32522 | CV0012 | BUZA DOS PATAS | 5 |
| 24 | 32550 | CV0014 | BUZA ALMENADA | 5 |
| ** | 38002 | *** | CABLE PRINCIPAL 6mts M-14/100 | 1 |
| ** | 38002/12 | *** | CABLE PRINCIPAL 12mts M-14/100 | 1 |
| ** | 38002/G1/4 | *** | CABLE PRINCIPAL 6mts 1/4 GAS | 1 |
| ** | 38002/12/G1/4 | *** | CABLE PRINCIPAL 12mts 1/4 GAS | 1 |
| ** | 38000CX | *** | CONJUNTO CABLE S 6mts M-14/100 | 1 |
| ** | 38000CX/12 | *** | CONJUNTO CABLE S 12mts M-14/100 | 1 |

PLASMA COMPATIBLE TRAFIMET® **Fb** Ferbesol®

COMPATIBLE TRAFIMET A-140 / TRAFIMET A-141



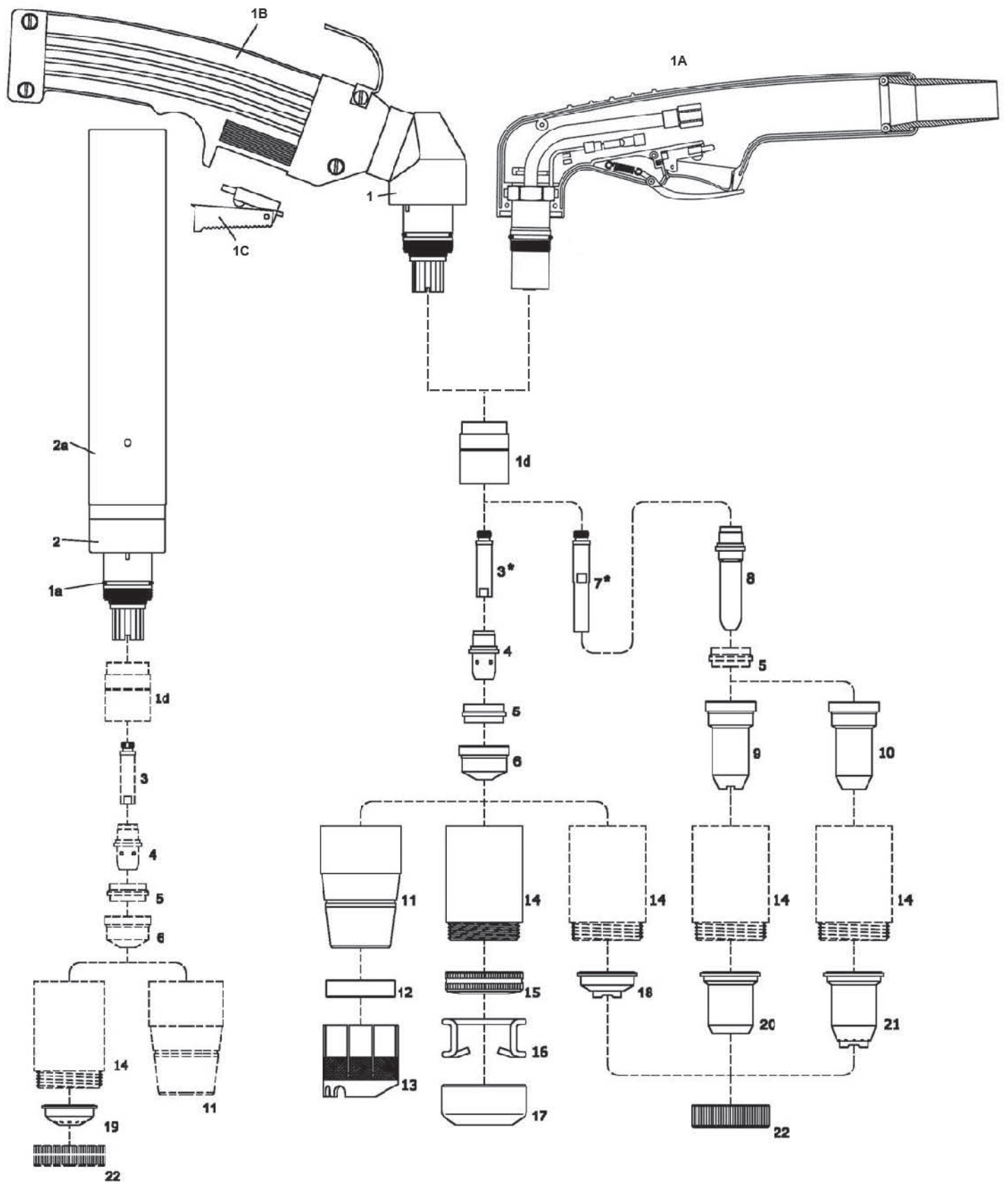
PLASMA COMPATIBLE TRAFIMET® Fb Ferbesol®

COMPATIBLE TRAFIMET A-140 / TRAFIMET A-141

| POSICION | CODIGO | REF. ORIGINAL | ARTÍCULO | Und. ENVASE |
|----------|--------------|---------------|--|-------------|
| ** | 36050 | PA0101 | ANTORCHA MANUAL 6mts M-14/100 A-140 | 1 |
| ** | 36051 | *** | ANTORCHA MANUAL 6mts CENTRALIZADA A-140 | 1 |
| ** | 36053 | PA102 | ANTORCHA MANUAL 12mts M-14/100 A-140 | 1 |
| ** | 36054 | *** | ANTORCHA MANUAL 12mts CENTRALIZADA A-140 | 1 |
| ** | 36057 | *** | ANTORCHA AUTOMATICA 6mts CENTRALIZADA A-140/A-141 | 1 |
| ** | 36060 | *** | ANTORCHA AUTOMATICA 12mts CENTRALIZADA A-140/A-141 | 1 |
| 1 | 36580 | PF0103/PE0101 | CUERPO ANTORCHA MANUAL | 1 |
| 1b | 37520 | *** | EMPUÑADURA BANANA | 1 |
| ** | 36078 | PA1500 | ANTORCHA MANUAL 6mts M-14/100 A-141 | 1 |
| ** | 36079 | PA1504 | ANTORCHA MANUAL 6mts CENTRALIZADA A-141 | 1 |
| ** | 36054/141 | PA1505 | ANTORCHA MANUAL 12mtsCENTRALIZADA A-141 | 1 |
| 1A | 36580/141 | PF0101 | CUERPO ANTORCHA A-141 COMPLETO CON EMPUÑADURA | 1 |
| 1c | 199EPG31 | *** | PULSADOR | 1 |
| 1d | 37054 | *** | AISLANTE | 2 |
| 2 | 36585 | PF0102 | CUERPO ANTORCHA AUTOMATICA | 1 |
| 2a | 37512 | TP0012 | EMPUÑADURA AUTOMATICA | 1 |
| 3 | 37008 | FH0563 | DIFUSOR INTERNO | 5 |
| 4 | 33132 | PR0101 | ELECTRODO | 10 |
| 5 | 37050 | PE0101 | DIFUSOR VESPEL | 5 |
| 5A | 37070 | PE0103 | DIFUSOR VESPEL SIN AGUJERO PARA ELECTRODO LARGO | 5 |
| 6 | 31218 | PD0101-11 | BUZA 1,1mm | 10 |
| 6 | 31219 | PD0101-14 | BUZA 1,4mm | 10 |
| 6 | 31220 | PD0101-17 | BUZA 1,7mm | 10 |
| 6 | 31221 | PD101-19 | BUZA 1,9mm | 10 |
| 6 | 31222 | PD101-30 | BUZA 3,0mm escarear | 10 |
| 7 | 37008/L | *** | DIFUSOR INTERNO LARGO | 5 |
| 7a | 33170/L | PR0116 | ELECTRODO LARGO SIN ROSCA | 10 |
| 8 | 31223/L | PD0111 | BUZA LARGA CONTACTO | 10 |
| 9 | 31288/L | PD0117-14 | BUZA LARGA LISA 1,4mm | 10 |
| 9 | 31289/L | PD0117-17 | BUZA LARGA LISA 1,7mm | 10 |
| 9 | 31290/L | PD0117-19 | BUZA LARGA LISA 1,9mm | 10 |
| 10 | 35595/B | PC0101 | PORTABUZAS EXTERIOR | 2 |
| 11 | 35597/B | PC0103 | PORTABUZAS EXTERIOR CONTACTO | 2 |
| 12 | 32548 | CV0023 | DISTANCIADOR CONTACTO | 5 |
| 13 | 32549 | CV0039 | DISTANCIADOR CONTACTO ALMENADO | 5 |
| 14 | 35850 | *** | ANILLO PORTAPATIN CORTO | 5 |
| 15 | 32050 | *** | MUELLE PATIN CORTO | 10 |
| 19 | 35840/O | CV0009 | PROTECCION LARGA | 5 |
| 23 | 32015 | CV0011 | MUELLE PATIN ESTANDAR | 10 |
| 24 | 32522 | CV0012 | BUZA DOS PATAS | 5 |
| 25 | 32550 | CV0014 | BUZA ALMENADA | 5 |
| ** | 38003/M14 | *** | CABLE PRINCIPAL 6mts M-14/100 | 1 |
| ** | 38003/12/M14 | *** | CABLE PRINCIPAL 12mts M-14/100 | 1 |
| ** | 38003 | *** | CABLE PRINCIPAL 6mts 1/4 GAS | 1 |
| ** | 38003/12 | *** | CABLE PRINCIPAL 12mts 1/4 GAS | 1 |
| ** | 38000C140 | *** | CONJUNTO CABLE S 6mts 1/4 GAS | 1 |
| ** | 38000C/2/140 | *** | CONJUNTO CABLE S 12mts 1/4 GAS | 1 |

PLASMA COMPATIBLE TRAFIMET® **Fb** Ferbesol®

COMPATIBLE TRAFIMET A-145 / TRAFIMET A-151



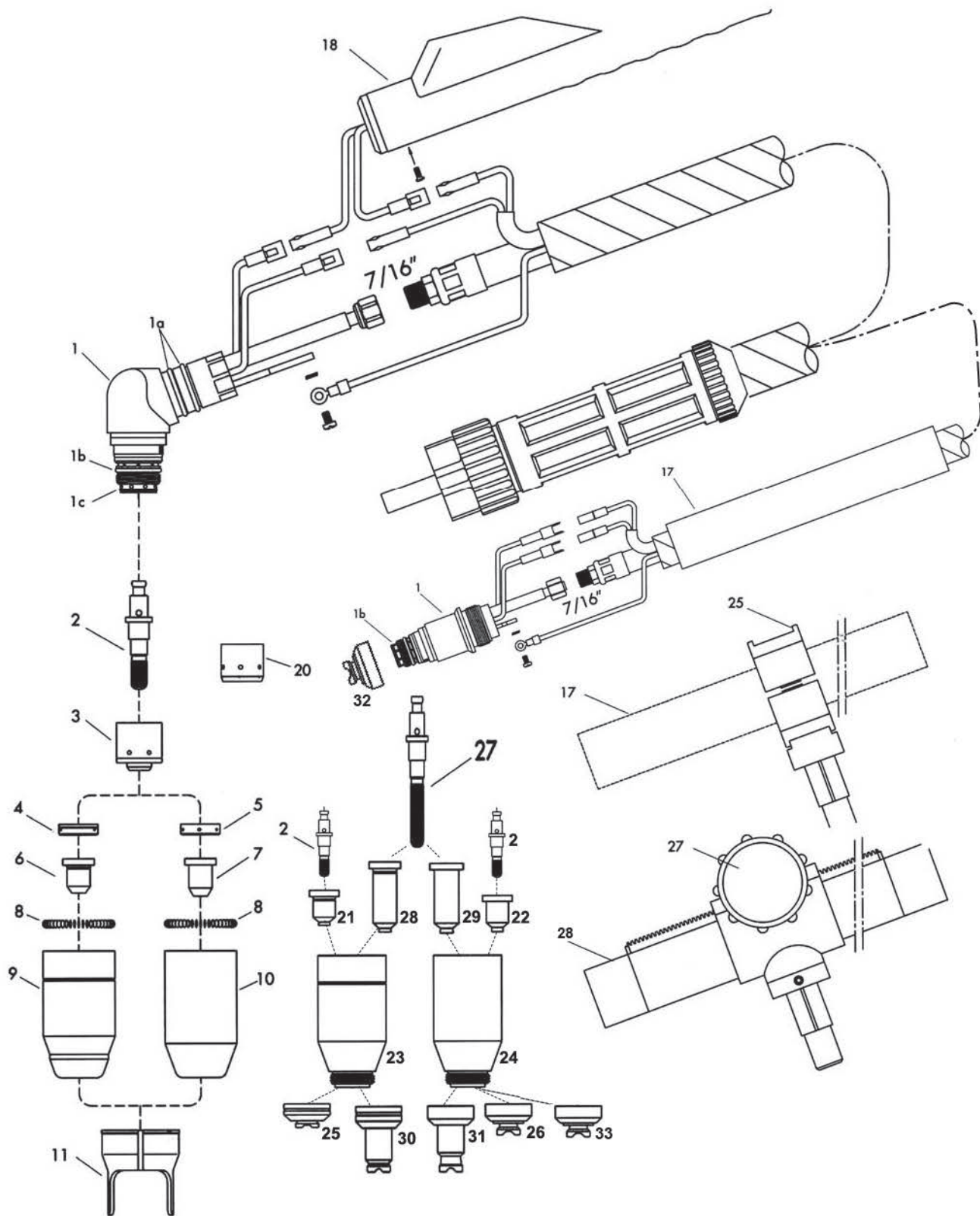
PLASMA COMPATIBLE TRAFIMET® Fb Ferbesol®

COMPATIBLE TRAFIMET A-145 / TRAFIMET A-151

| POSICION | CODIGO | REF. ORIGINAL | ARTÍCULO | Und. ENVASE |
|----------|--------------|----------------|--|-------------|
| ** | 36062 | *** | ANTORCHA MANUAL 6mts CENTRALIZADA A-145 | 1 |
| ** | 36064 | *** | ANTORCHA MANUAL 12mts CENTRALIZADA A-145 | 1 |
| ** | 36066 | *** | ANTORCHA AUTOMATICA 6mts CENTRALIZADA A-145/151 | 1 |
| ** | 36068 | *** | ANTORCHA AUTOMATICA 12mts CENTRALIZADA A-145/151 | 1 |
| 1 | 36594 | PF0112 /PF0104 | CUERPO ANTORCHA MANUAL | 1 |
| 1b | 37520 | *** | EMPUÑADURA BANANA | 1 |
| ** | 36022/151 | PA1554 | ANTORCHA MANUAL 6mts CENTRALIZADA A-151 | 1 |
| ** | 36054/151 | PA1515 | ANTORCHA MANUAL 12mts CENTRALIZADA A-151 | 1 |
| 1A | 36594/151 | PF0160 | CUERPO ANTORCHA A-151 COMPLETO CON EMPUÑADURA | 1 |
| 1c | 199EPG31 | *** | PULSADOR | 1 |
| 1d | 37054 | *** | AISLANTE | 1 |
| 2 | 36593 | *** | CUERPO ANTORCHA AUTOMATICA | 1 |
| 2a | 37512 | TP0012 | EMPUÑADURA AUTOMATICA | 1 |
| 3 | 37008 | FH0563 | DIFUSOR INTERNO | 5 |
| 4 | 33170 | PR0111 | ELECTRODO | 10 |
| 5 | 37070 | PE0103 | DIFUSOR VESPEL | 5 |
| 6 | 31219 | PD0109-1.4 | BUZA 1,4mm | 10 |
| 6 | 31220 | PD0109-1.7 | BUZA 1,7mm | 10 |
| 6 | 31121 | PD0109-1.9 | BUZA 1,9mm | 10 |
| 6 | 31291 | PD109-30 | BUZA 3,0mm escarear | 10 |
| 7 | 37008/L | *** | DIFUSOR INTERNO LARGO | 5 |
| 8 | 33170/L | PR0116 | ELECTRODO LARGO SIN ROSCA | 10 |
| 9 | 31291/L | PD0111 | BUZA LARGA CONTACTO | 10 |
| 10 | 31288/L | PD0117-14 | BUZA LARGA LISA 1,4mm | 10 |
| 10 | 31289/L | PD0117-17 | BUZA LARGA LISA 1,7mm | 10 |
| 10 | 31290/L | PD0117-19 | BUZA LARGA LISA 1,9mm | 10 |
| 11 | 35772 | PC0101 | PORTABUZAS EXTERIOR | 2 |
| 12 | 35628 | BW0139 | PROTECTOR PORTABUZAS | 5 |
| 13 | 32560 | CV1105 | DISTANCIADOR METALICO | 5 |
| 14 | 35597/B | PC0103 | PORTABUZAS EXTERIOR CONTACTO | 2 |
| 15 | 35850 | *** | ANILLO PORTAPATIN CORTO | 5 |
| 16 | 32050 | *** | MUELLE PATIN CORTO | 10 |
| 17 | 32580 | *** | DISTANCIADO ESCAREADOR | 5 |
| ** | 35840/O | CV0009 | PROTECCION LARGA | 5 |
| ** | 38003/M14 | *** | CABLE PRINCIPAL 6mts M-14/100 | 1 |
| ** | 38003/12/M14 | *** | CABLE PRINCIPAL 12mts M-14/100 | 1 |
| ** | 38003 | *** | CABLE PRINCIPAL 6mts 1/4 GAS | 1 |
| ** | 38003/12 | *** | CABLE PRINCIPAL 12mts 1/4 GAS | 1 |
| ** | 38000C140 | *** | CONJUNTO CABLE S 6mts 1/4 GAS | 1 |
| ** | 38000C2/140 | *** | CONJUNTO CABLE S 12mts 1/4 GAS | 1 |
| 21 | 35840/O | *** | PROTECTOR LARGO BUZA LISA | 5 |
| 22 | 32590 | *** | ANILLO FIJACIÓN | 5 |
| 18 | 35860 | *** | PROTECTOR DISTANCIADOR DE CORTE | 5 |
| 19 | 35870 | *** | PROTECTOR DISTANCIADOR AUTOMÁTICO | 5 |

PLASMA COMPATIBLE UNITORCH®

COMPATIBLE UNITORCH 120

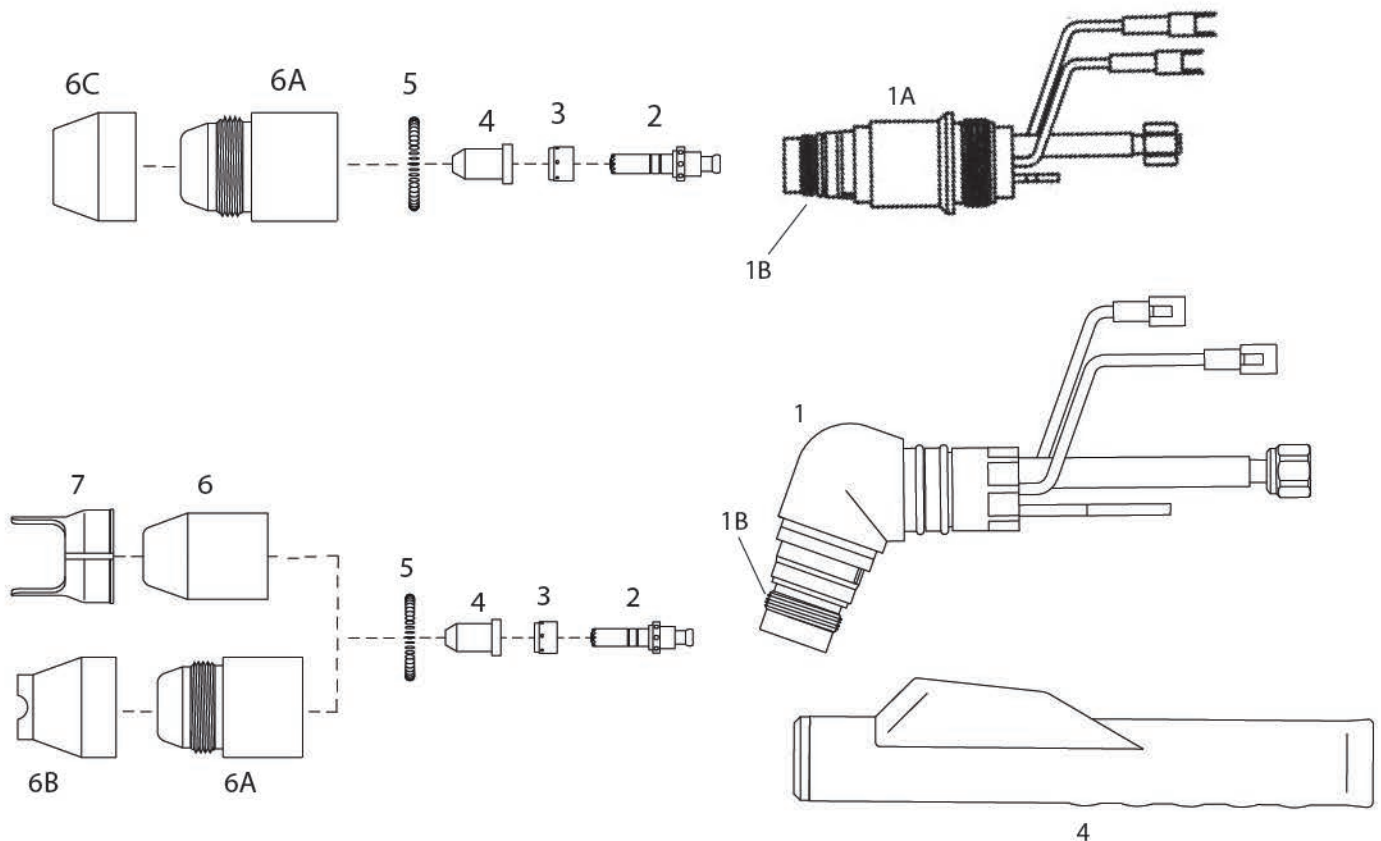


PLASMA COMPATIBLE UNITORCH® Ferbesol®

COMPATIBLE UNITORCH 120

| POSICION | CODIGO | REF. ORIGINAL | ARTÍCULO | Und. ENVASE |
|----------|------------|---------------|---|-------------|
| ** | 3U09000/C | | ANTORCHA MANUAL 6mts CENTRALIZADA | 1 |
| ** | 3U09010/C | | ANTORCHA MANUAL 12mts CENTRALIZADA | 1 |
| ** | 3U09020/C | | ANTORCHA AUTOMÁTICA 6mts CENTRALIZADA | 1 |
| ** | 3U09022/C | | ANTORCHA AUTOMÁTICA 12mts CENTRALIZADA | 1 |
| 1 | 3U07920 | | CUERPO ANTORCHA MANUAL | 1 |
| 1b | 3U07900.60 | | JUNTA TÓRICA NEGRA | 20 |
| 1c | 3U07920.60 | | JUNTA TÓRICA ROJA | 20 |
| 2 | 3U52600 | | ELECTRODO | 5 |
| 3 | 3U07923 | | AISLATE DE CORTE SIN ALTA FRECUENCIA | 1 |
| 4 | 3U60060 | | DIFUSOR VESPEL 30/60 Amp. (corte bajo amperaje) | 2 |
| 5 | 3U60061 | | DIFUSOR VESPEL 60/120 Amp. | 2 |
| 6 | 3U51471 | | BUZA 40 Amp. (corte bajo amperaje) | 10 |
| 6 | 3U51472 | | BUZA 50/60 Amp. (corte bajo amperaje) | 10 |
| 7 | 3U51474 | | BUZA 60 Amp. | 10 |
| 7 | 3U51475 | | BUZA 70 Amp. | 10 |
| 7 | 3U51476 | | BUZA 80 Amp. | 10 |
| 7 | 3U51477 | | BUZA 90/100 Amp. | 10 |
| 7 | 3U51478 | | BUZA 120 Amp. | 10 |
| 8 | 3U60442 | | MUELLE (dentro portabuzas) | 5 |
| 9 | 3U60480 | | PORTABUZAS 30/60 Amp. (corte bajo amperaje) | 1 |
| 10 | 3U60481 | | PORTABUZAS 60/120 Amp. | 1 |
| 11 | 3U60444 | | BUZA DOS PATAS | 2 |
| 18 | 37504/C | | EMPUÑADURA COMPETA (con reducción) | 1 |
| 20 | 3U07924 | | AISLATE DE CORTE CON ALTA FRECUENCIA | 1 |
| 21 | 3U51480 | | BUZA CONTACTO 30 Amp. (corte bajo amperaje) | 10 |
| 21 | 3U51481 | | BUZA CONTACTO 40 Amp. (corte bajo amperaje) | 10 |
| 21 | 3U51482 | | BUZA CONTACTO 50/60 Amp. (corte bajo amperaje) | 10 |
| 22 | 3U51487 | | BUZA CONTACTO 90/100 Amp. | 10 |
| 22 | 3U51479 | | BUZA GOUBIADO 120 Amp. | 10 |
| 23 | 3U60482 | | PORTABUZAS DE CONTACTO (corte bajo amperaje) | 1 |
| 24 | 3U60483 | | PORTABUZAS DE CONTACTO | 1 |
| 25 | 3U60485 | | PROTECTOR CONTACTO (corte bajo amperaje) | 2 |
| 26 | 3U60486 | | PROTECTOR CONTACTO | 2 |
| 32 | 3U60488 | | PROTECTOR UNITORCH MÁQUINA 120 Amp. | 5 |
| 33 | 3U60448 | | PROTECTOR UNITORCH GOUBIADO 120 Amp. | 5 |
| 27 | 3U52603 | | ELECTRODO LARGO | 5 |
| 28 | 3U51490 | | BUZA LARGA 30 Amp. (corte bajo amperaje) | 10 |
| 28 | 3U51491 | | BUZA LARGA 40 Amp. (corte bajo amperaje) | 10 |
| 29 | 3U51493 | | BUZA LARGA 60 Amp. | 10 |
| 29 | 3U51497 | | BUZA LARGA 120 Amp. | 10 |
| 30 | 3U60490 | | PROTECTOR LARGO (corte bajo amperaje) | 2 |
| 31 | 3U60491 | | PROTECTOR LARGO | 2 |
| 1 | 3U07921 | | CUERPO ANTORCHA AUTOMÁTICA | 1 |
| 17 | 379-7833 | | EMPUÑADURA AUTOMÁTICA | 1 |
| 25 | 3U07217 | | SUJECIÓN EMPUÑADURA AUTOMÁTICA | 1 |
| 28 | 3U07216 | | EMPUÑADURA AUTOMÁTICA CON CORREDERA | 1 |
| 27 | 3U72827 | | PIÑÓN CORREDERA PLASMA | |

PLASMA COMPATIBLE EUROLOK® **Fb Ferbesol®**



COMPATIBLE ANTORCHA EUROLOK 102

| POSICION | CODIGO | REF. ORIGINAL | ARTÍCULO | Und. ENVASE |
|----------|--------------|---------------|--|-------------|
| *** | 3E607062TL/C | | ANTORCHA MANUAL 6mts CENTRALIZADA | 1 |
| *** | 3E607072TL/C | | ANTORCHA MANUAL 12mts CENTRALIZADA | 1 |
| *** | 3E607082TL/C | | ANTORCHA AUTOMATICA 6mts CENTRALIZADA | 1 |
| *** | 3E607092TL/C | | ANTORCHA AUTOMATICA 12mts CENTRALIZADA | 1 |
| 1 | 3E98405EL | | CUERPO ANTORCHA MANUAL | 1 |
| 1a | 3E98403EL | | CUERPO ANTORCHA AUTOMATICO | 1 |
| 1b | 3U07300.60 | | JUNTA TORICA | 10 |
| 2 | 3E98402EL | | ELECTRODO | 5 |
| 3 | 3E87501EL | | DIFUSOR | 2 |
| 4 | 3E87503EL | | BUZA 1,0mm 35 Amp. | 10 |
| 4 | 3E87504EL | | BUZA 1,1mm 40 Amp. | 10 |
| 4 | 3E87505EL | | BUZA 1,3mm 60 Amp. | 10 |
| 4 | 3E97728EL | | BUZA 1,4mm 80 Amp. | 10 |
| 4 | 3E98406EL | | BUZA 1,5mm 100 Amp. | 10 |
| 5 | 3U60442 | | MUELLE INTERIO PORTABUZAS | 10 |
| 6 | 3E87500 | | PORTABUZAS EXTERIOR | 1 |
| 7 | 3U60444 | | BUZA DOS PATAS | 2 |
| 6a | 3E87498 | | PORTABUZAS EXTERIOR CONTACTO | 1 |
| 6b | 3E87499 | | PROTECTOR COBRE ALMENADO | 2 |
| 6c | 3E87497 | | PROTECTOR COBRE AUTOMATICO | 2 |

PLASMA

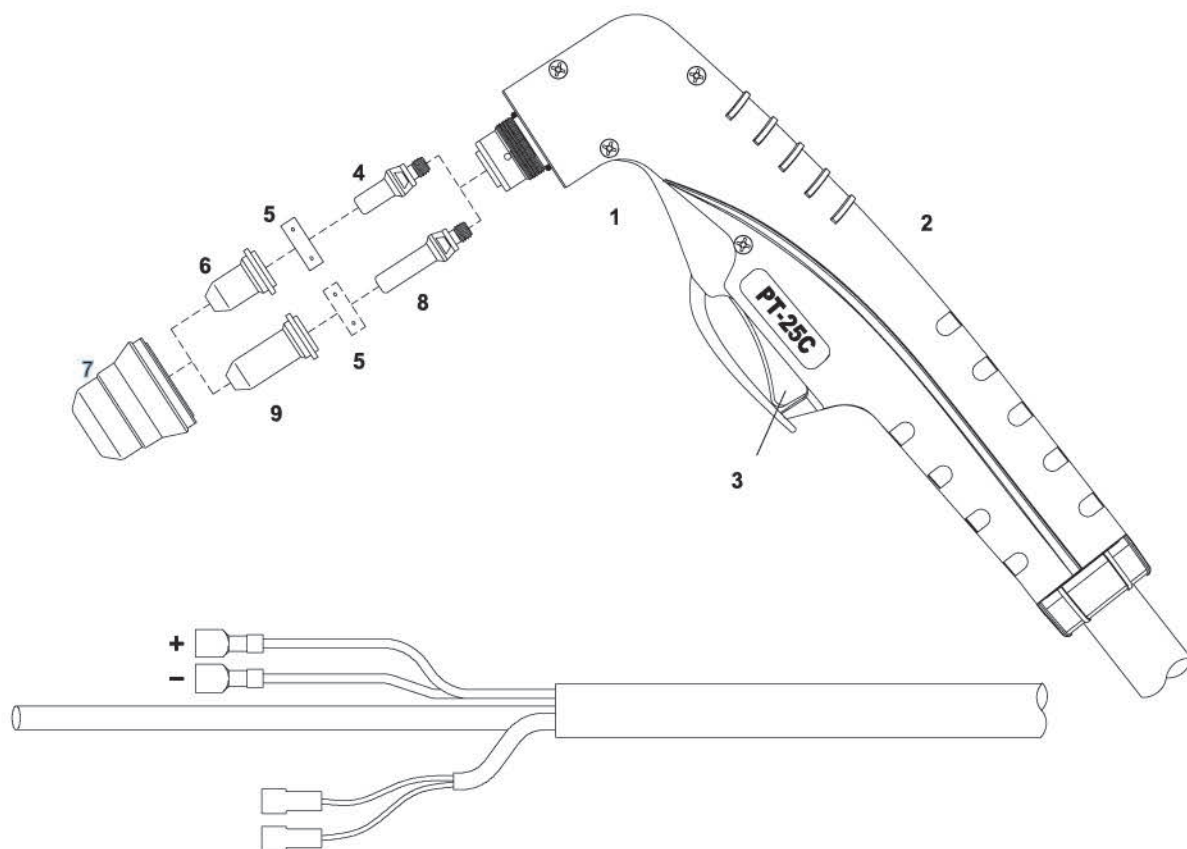
Fb Ferbesol®

NUEVOS MODELOS DE ANTORCHAS



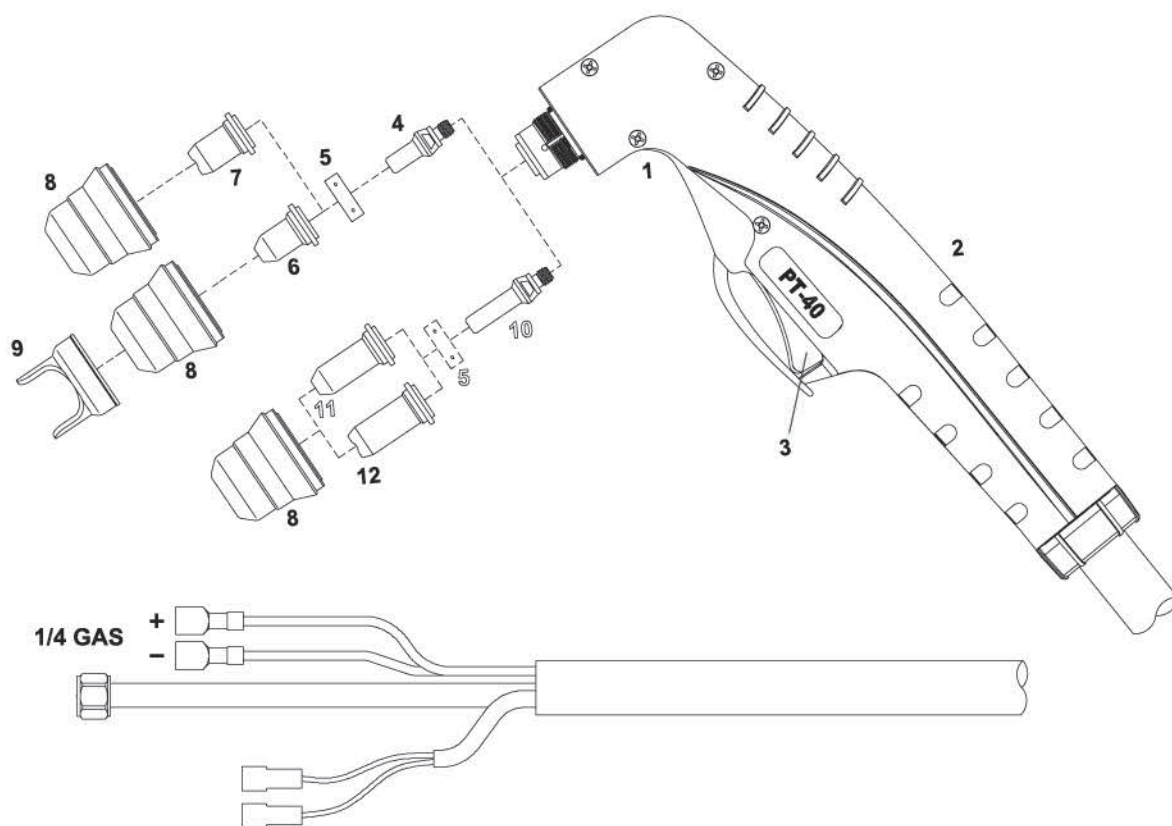
NUEVO SISTEMA DE EMBALAJE





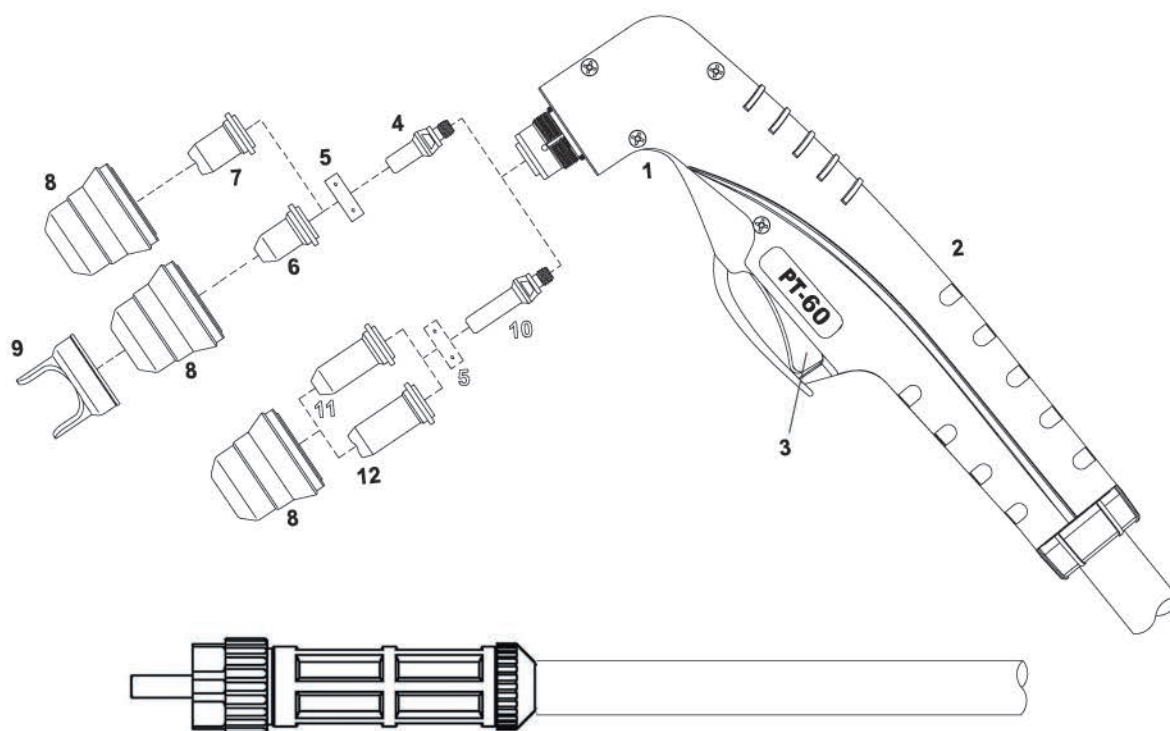
TECMO PT-25C

| POSICION | CODIGO | REF. ORIGINAL | ARTÍCULO | Und. ENVASE |
|----------|----------------|---------------|--|-------------|
| ** | 36201 | 09625 | ANTORCHA COMPLETA 6 METROS | 1 |
| 1 | 36506/25 | 09601 | CUERPO ANTORCHA (solo cuerpo interior) | 1 |
| 2 | 37506 | 09605 | EMPUÑADURA CON PULSADOR | 1 |
| 3 | 199EPG31/MAR | | PULSADOR | 1 |
| 4 | 33071/PT | 52582 | ELECTRODO | 10 |
| 5 | 37040 | 60028 | DIFUSOR VESPEL | 5 |
| 6 | 31208/PT-0.65 | 51318.06 | BUZA 0.65mm 10-20 Amp. | 10 |
| 6 | 31208/PT-0.80 | 51318.08 | BUZA 0.80mm 20-30 Amp. | 10 |
| 7 | 35522 | 60389K | PORTABUZAS (2 agujeros) | 2 |
| 8 | 33071/PTL | 52583 | ELECTRODO LARGO | 10 |
| 9 | 31208/PTL-0.80 | 51318L.08 | BUZA LARGA 0.8mm 20-30 Amp. | 10 |



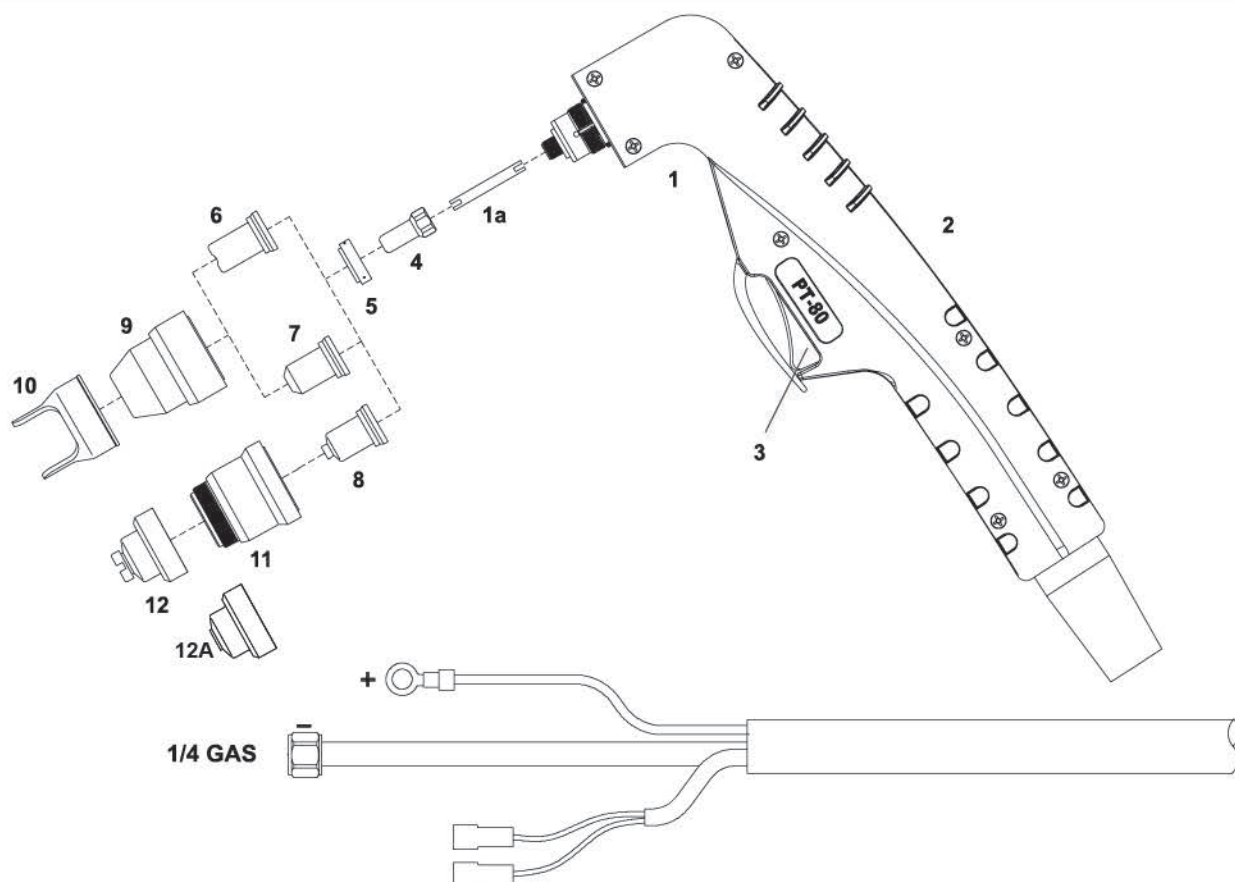
TECMO PT-40

| POSICION | CODIGO | REF. ORIGINAL | ARTÍCULO | Und. ENVASE |
|----------|----------------|---------------|---|-------------|
| ** | 36202 | 09633 | ANTORCHA COMPLETA 6 METROS | 1 |
| *** | 36202/M | ** | ANTORCHA COMPLETA 6 METROS CENTRALIZADO | 1 |
| 1 | 36506 | 09602 | CUERPO ANTORCHA (solo cuerpo interior) | 1 |
| 2 | 37506 | 09605 | EMPUÑADURA CON PULSADOR | 1 |
| 3 | 199EPG31/MAR | ** | PULSADOR | 1 |
| 4 | 33071/PT | 52582 | ELECTRODO | 10 |
| 5 | 37040 | 60028 | DIFUSOR VESPEL | 5 |
| 6 | 31208/PT-0.65 | 51318.06 | BUZA 0.65mm 10-20 Amp. | 10 |
| 6 | 31208/PT-0.80 | 51318.08 | BUZA 0.80mm 20-30 Amp. | 10 |
| 6 | 31208/PT-0.90 | 51318.09 | BUZA 0.90mm 30-40 Amp. | 10 |
| 7 | 31208/PTC-0.90 | 51318.08 | BUZA CONTACTO 0.9mm 30-40Amp. | 10 |
| 8 | 35585/S | 60389 | PORTABUZAS (6 agujeros) | 2 |
| 8A | 35524 | 60389K4 | PORTABUZAS (4 agujeros) | 2 |
| 9 | 32503/40 | 51318L.08 | BUZA 2 PATAS | 2 |
| 10 | 33071/PTL | 52583 | ELECTRODO LARGO | 10 |
| 11 | 31208/PTL-0.80 | 51318L.08 | BUZA LARGA 0.8mm 20-30 Amp. | 10 |
| 12 | 31208/PTL-0.90 | 51318L.09 | BUZA LARGA CONTACTO 0.9mm 40-50 Amp. | 10 |



TECMO PT-60

| POSICION | CODIGO | REF. ORIGINAL | ARTÍCULO | Und. ENVASE |
|----------|----------------|---------------|---|-------------|
| ** | 36202/M/60 | 09637 | ANTORCHA COMPLETA 6 METROS CENTRALIZADA | 1 |
| 1 | 36506/60 | 09603 | CUERPO ANTORCHA (solo cuerpo interior) | 1 |
| 2 | 37506 | 09605 | EMPUÑADURA CON PULSADOR | 1 |
| 3 | 199EPG31/MAR | ** | PULSADOR | 1 |
| 4 | 33071/PT | 52582 | ELECTRODO | 10 |
| 5 | 37040 | 60028 | DIFUSOR VESPEL | 5 |
| 6 | 31208/PT-0.65 | 51318.06 | BUZA 0.65mm 10-20 Amp. | 10 |
| 6 | 31208/PT-0.80 | 51318.08 | BUZA 0.80mm 20-30 Amp. | 10 |
| 6 | 31208/PT-0.90 | 51318.09 | BUZA 0.90mm 30-40 Amp. | 10 |
| 6 | 31209 | 51313P.11 | BUZA 1.10mm 50-60 Amp. | 10 |
| 7 | 31208/PTC-0.90 | 51318.08 | BUZA CONTACTO 0.9mm 30-40Amp. | 10 |
| 8 | 35585/S | 60389 | PORTABUZAS (6 agujeros) | 2 |
| 9 | 32503/40 | 60432 | BUZA 2 PATAS | 2 |
| 10 | 33071/PTL | 52583 | ELECTRODO LARGO | 10 |
| 11 | 31208/PTL-0.80 | 51318L.08 | BUZA LARGA 0.8mm 20-30 Amp. | 10 |
| 12 | 31208/PTL-0.90 | 51318L.09 | BUZA LARGA CONTACTO 0.9mm 40-50 Amp. | 10 |



TECMO PT-80

| POSICION | CODIGO | REF. ORIGINAL | ARTÍCULO | Und. ENVASE |
|----------|--------------|---------------|--|-------------|
| ** | 36203/PT | 09821 | ANTORCHA COMPLETA 6 mts. 1/4 GAS | 1 |
| ** | 36203/PTM | ** | ANTORCHA COMPLETA 6 mts CENTRALIZADA | 1 |
| 1 | 36699 | 09800 | CUERPO ANTORCHA (solo cuerpo interior) | 1 |
| 2 | 37TER-80 | 09705 | EMPUÑADURA CON PULSADOR | 1 |
| 3 | 199EPG31/MAR | ** | PULSADOR | 1 |
| 1a | 37029/I | 09800.42 | DIFUSOR INTERNO | 5 |
| 4 | 33063/PT | 52558 | ELECTRODO | 10 |
| 5 | 37029 | 60027 | DIFUSOR VESPEL | 5 |
| 6 | 31530/CC | 51310.09 | BUZA CONTACTO 0.9mm 30-40 Amp. | 10 |
| 7 | 31530 | 51311.10 | BUZA 1 mm. 40-50 Amp. | 10 |
| 7 | 31531 | 51311.12 | BUZA 1.2mm. 60-70 Amp. | 10 |
| 9 | 35532 | 60510 | PORTABUZAS | 2 |
| 10 | 32503 | 60434 | BUZA 2 PATAS | 2 |
| 8 | 31530/C | 513115.10 | BUZA CONTACTO 1mm. 40-50 Amp. | 10 |
| 8 | 31531/C | 513115.12 | BUZA CONTACTO 1.2mm. 60-70 Amp. | 10 |
| 8 | 31532/C | 513115.13 | BUZA CONTACTO 1.3mm. 70-80 Amp. | 10 |
| 11 | 35532/C | 60511 | PORTABUZA DE CONTACTO | 2 |
| 12 | 35886 | 60504 | PROTECTOR BUZA DE CONTACTO | 2 |
| 12A | 35886/A | 60506 | PROTECTOR MÁQUINA | 5 |

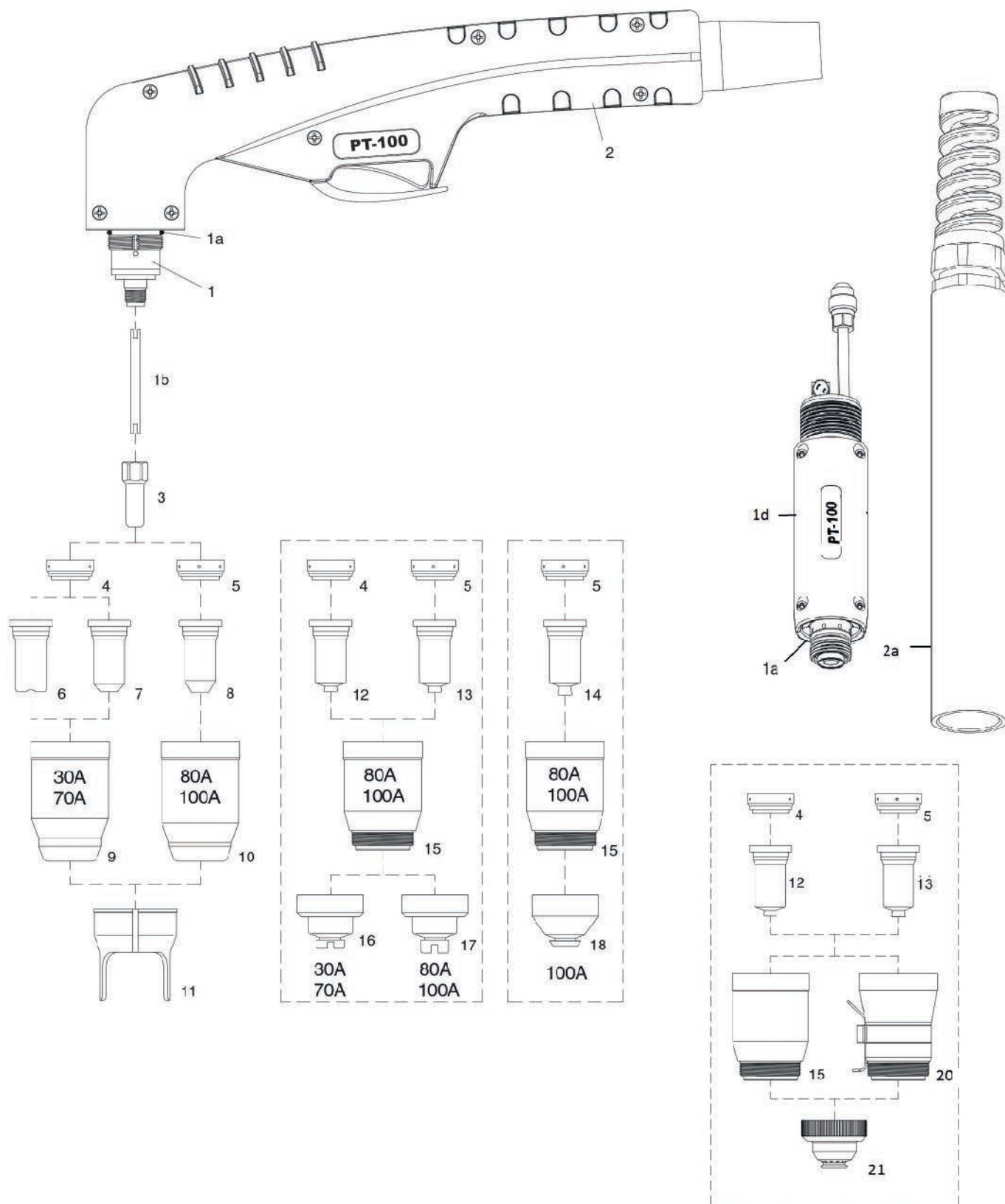
COMPATIBLE TER-80 PTRONIC-80

| | | |
|---------|--------------------------------------|----|
| 36203/E | ANTORCHA COMPLETA 6mts. CENTRALIZADA | 1 |
| 36699/E | CUERPO TER-80 | 1 |
| 33063/E | ELECTRODO TER-80 | 10 |

PLASMA TECMO PT[®] TER PTRONIC[®]

Fb Ferbesol[®]

TECMO PT-100 TER-100 PTRONIC-100



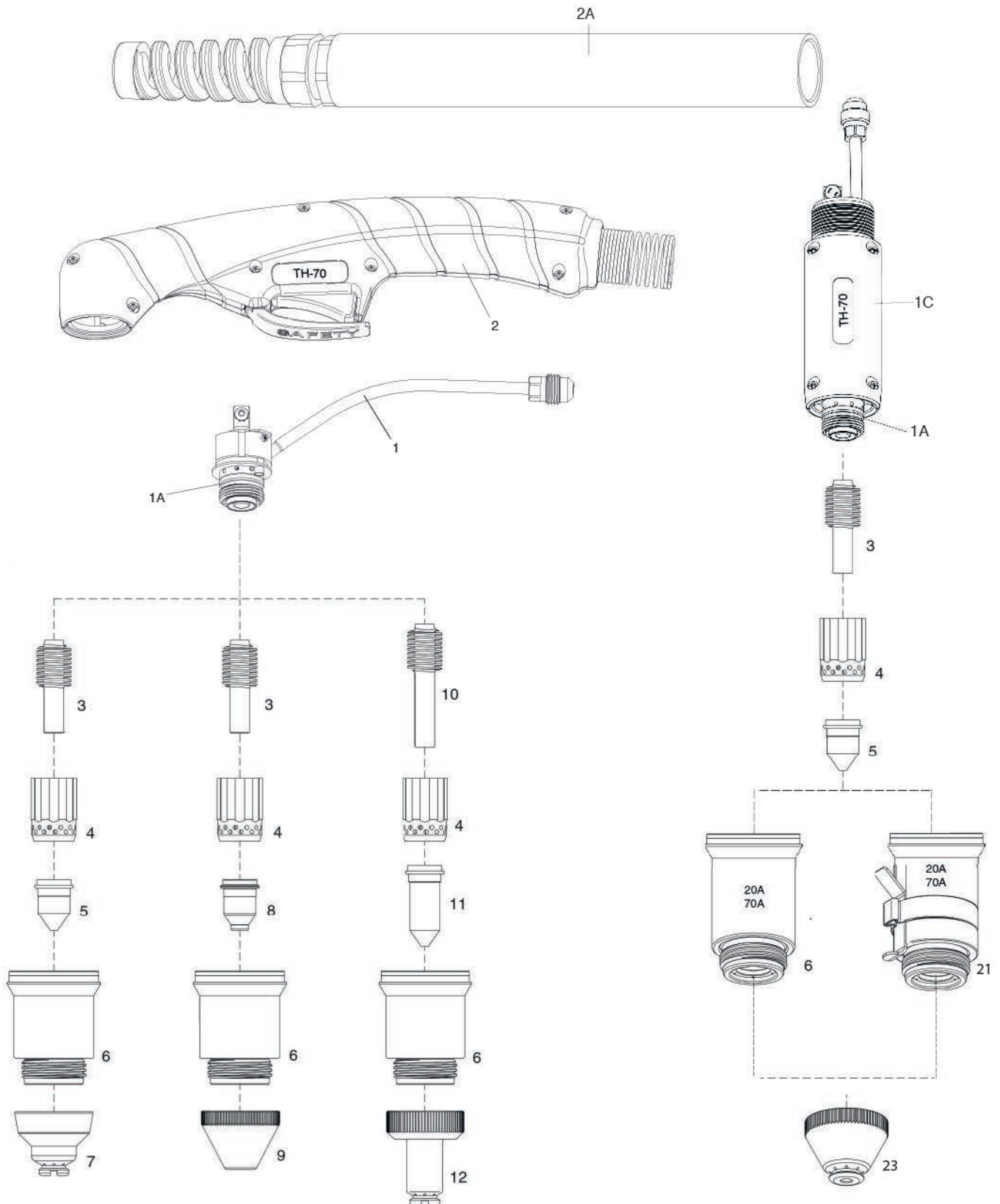
TECMO PT-100 TER-100 PTRONIC-100

| POSICION | CODIGO | REF. ORIGINAL | ARTÍCULO | Und. ENVASE |
|--------------------------------|------------|---------------|---|-------------|
| *** | 36206/PT | 09721 | ANTORCHA PT-100 CENTRALIZADA 6 mts | 1 |
| *** | 36206/A | 09731 | ANTORCHA PT-100 AUTOMÁTICA CENTRALIZADA 6mts | 1 |
| *** | 36206/A/12 | 09736CX | ANTORCHA PT-100 AUTOMÁTICA CENTRALIZADA 12mts | 1 |
| *** | 38000PT | 09781CX | CONJUNTO DE CABLES 6mts | 1 |
| *** | 38000PT/12 | 09786CX | CONJUNTO DE CABLES 12mts | 1 |
| 1 | 36700 | 09700 | CUERPO MANUAL | 1 |
| 1a | 306000.41 | 51190.41 | JUNTA TÓRICA | 10 |
| 1b | 37304/I | 09700.48 | DIFUSOR INTERNO | 2 |
| 1d | 36700/A | 09710 | CUERPO AUTOMÁTICO | 1 |
| 2 | 37TER-80 | 09705 | EMPUÑADURA MANUAL | 1 |
| 2b | 37503 | 07218 | EMPUÑADURA AUTOMÁTICA | 1 |
| 3 | 33334 | 52556 | ELECTRODO | 10 |
| 4 | 37304/AB | 60025 | DIFUSOR 30-70 Amp. | 5 |
| 5 | 37304 | 60026 | DIFUSOR 80-100 Amp. | 5 |
| 6 | 31532 | 51245.09 | BUZA CONTACTO 30-40 Amp. | 10 |
| 7 | 31533 | 51246.10 | BUZA 1,0mm 40-50 Amp. | 10 |
| 7 | 31534 | 51246.12 | BUZA 1,2mm 60-70 Amp. | 10 |
| 8 | 31535 | 51248.14 | BUZA 1,4mm 80-90 Amp. | 10 |
| 8 | 31536 | 51248.15 | BUZA 1,5mm 100-110 Amp. | 10 |
| 8 | 31537 | 51248.16 | BUZA 1,6mm 110-120 Amp. | 10 |
| 9 | 35534/AB | 60500 | PORTABUZAS 30-70 Amp. | 2 |
| 10 | 35534 | 60501 | PORTABUZAS 80-100 Amp. | 2 |
| 11 | 3U60444 | 60444 | BUZA DOS PATAS | 2 |
| 12 | 31534/C | 51270.11 | BUZA CONTACTO 1,1mm 50-60 Amp. | 10 |
| 13 | 31535/C | 51278.14 | BUZA CONTACTO 1,4mm 80-90 Amp. | 10 |
| 13 | 31536/C | 51278.15 | BUZA CONTACTO 1,5mm 100-110 Amp. | 10 |
| 13 | 31537/C | 51278.16 | BUZA CONTACTO 1,6mm 110-120 Amp. | 10 |
| 14 | 31537/G | 51278G.22 | BUZA DE GOUBIADO | 10 |
| 15 | 35534/C | 60502 | PORTABUZAS DE CONTACTO | 2 |
| 16 | 35887/B | 60504 | PROTECTOR MANUAL 30-70 Amp. | 5 |
| 17 | 35887 | 60505 | PROTECTOR MANUAL 80-100 Amp. | 5 |
| 18 | 35887/G | 60508 | PROTECTOR DE GOUBIADO | 5 |
| 20 | 35534AH | | PORTABUZAS CON SONDA | 2 |
| 21 | 35887/A | 60506 | PROTECTOR MÁQUINA | 5 |
| COMPATIBLE TER-100 PTRONIC-100 | | | | |
| | 36206/E | *** | ANTORCHAS TER-100 CENTRALIZADA 6mts | 1 |
| | 36700/E | Z0057AA | CUERPO TER-100 | 1 |
| | 33334/E | Z0060AA | ELECTRODO TER-100 | 10 |

TECMO PT-105

| POSICION | CODIGO | REF. ORIGINAL | ARTÍCULO | Und. ENVASE |
|----------|-------------|---------------|---|-------------|
| *** | 36207 | 09721 | ANTORCHA PT-105 CENTRALIZADA 6 mts | 1 |
| *** | 36207/A | 09731 | ANTORCHA PT-105 AUTOMÁTICA CENTRALIZADA 6mts | 1 |
| *** | 36207/A/12 | 09736PX | ANTORCHA PT-105 AUTOMÁTICA CENTRALIZADA 12mts | 1 |
| *** | 38000PT | 09781CX | CONJUNTO DE CABLES 6mts | 1 |
| *** | 38000PT/12 | 09786CX | CONJUNTO DE CABLES 12mts | 1 |
| 1 | 36700/105 | 09700P | CUERPO MANUAL | 1 |
| 1a | 306000.41 | 51190.41 | JUNTA TORICA | 10 |
| 1b | 37304/I105 | 09700.62 | DIFUSOR INTERNO | 2 |
| 1d | 36700/105A | 09710P | CUERPO AUTOMÁTICO | 1 |
| 2 | 37TER-80 | 09705 | EMPUÑADURA MANUAL | 1 |
| 2b | 37503 | 07218 | EMPUÑADURA AUTOMÁTICA | 1 |
| 3 | 33335 | 52559 | ELECTRODO | 10 |
| 4 | 37304/CA | 60021 | DIFUSOR 30-70 Amp. | 2 |
| 5 | 37304/C | 60022 | DIFUSOR 80-100 Amp. | 2 |
| 6 | 31538/09 | 51257.09 | BUZA 40 Amp. | 10 |
| 6 | 31538/11 | 51257.11 | BUZA 60 Amp. | 10 |
| 7 | 31538/13 | 51258.13 | BUZA 80 Amp. | 10 |
| 7 | 31538/15 | 51258.15 | BUZA 100 Amp. | 10 |
| 7 | 31538/G | | BUZA DE GOUBIADO | 10 |
| 8 | 35534/C105 | 60499 | PORTABUZAS | 1 |
| 9 | 35887/B105 | 60514 | PROTECTOR MANUAL 30-70 Amp. | 3 |
| 10 | 35887/C105 | 60515 | PROTECTOR MANUAL 80-100 Amp. | 3 |
| 15 | 35534/CH105 | 60499H | PORTABUZAS CON SONDA | 1 |
| 16 | 35887/BM105 | 60516 | PROTECTOR MÁQUINA 30-70 Amp. | 3 |
| 17 | 35887/CM105 | 60517 | PROTECTOR MÁQUINA 80-100 Amp. | 3 |
| 17 | 35887/CG105 | | PROTECTOR DE GOUBIADO | 3 |

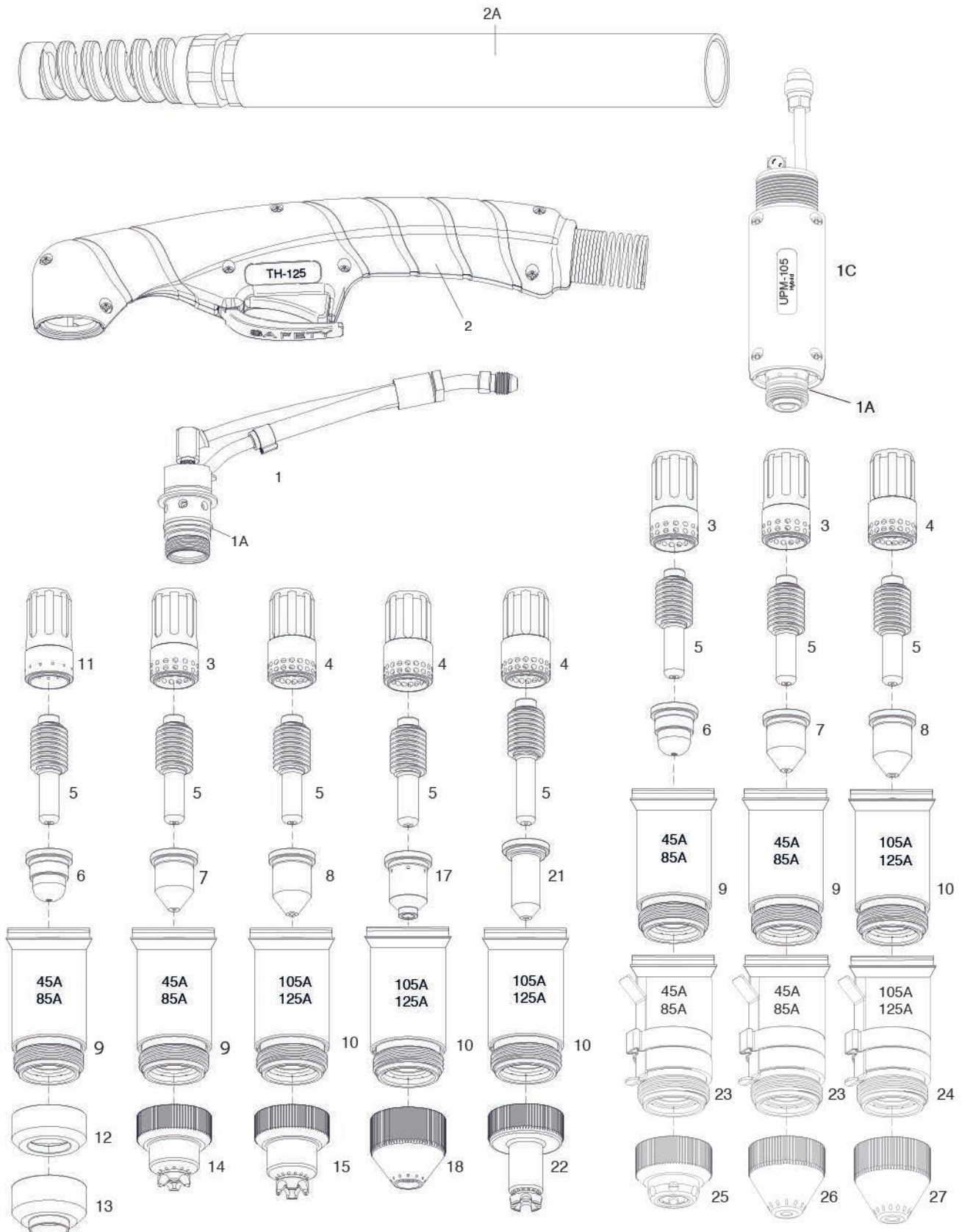
TH-70



TH-70

| POSICION | CODIGO | REF. ORIGINAL | ARTÍCULO | Und. ENVASE |
|----------|--------------|---------------|--|-------------|
| *** | 3TH00001 | 03621-6 | ANTORCHA TH-70 6mts CENTRALIZADA | 1 |
| *** | 3TH00003 | 03631-6 | ANTORCHA TH-70 AUTOMATICA 6mts CENTRALIZADA | 1 |
| *** | 3TH00004 | 03631-12 | ANTORCHA TH-70 AUTOMATICA 12mts CENTRALIZADA | 1 |
| 1 | 3TH03600 | 03600 | CUERPO MANUAL 75° | 1 |
| 1A | 3HYAA0370060 | 07300.60 | JUNTA TORICA | 10 |
| 1C | 3TH03610 | 03610 | CUERPO AUTOMATICO | 1 |
| 2 | 3TH03606 | 03606 | EMPUÑADURA COMPLETA 75° | 1 |
| 2A | 37503 | 07218 | EMPUÑADURA AUTOMATICA | 1 |
| 3 | 33925 | 52574 | ELECTRODO | 5 |
| 4 | 37091 | 60041E | DIFUSOR 20-70 Amp. | 2 |
| 5 | 31546 | 51206 | BUZA 20-50 Amp. | 10 |
| 5 | 31546/U070 | 51206.11 | BUZA 70 Amp. | 10 |
| 6 | 35902 | 60305TE | PORTABUZAS 20-70 Amp. | 1 |
| 7 | 35890 | 51923 | PROTECTOR MANUAL 20-70 Amp. | 3 |
| 8 | 31546/G70 | 51223G.14 | BUZA GOUBIADO 105 Amp. | 10 |
| 9 | 35890/G | 51206L.11 | PROTECTOR GOUBIADO 20-105 Amp. | 3 |
| 10 | 33925L | 52574L | ELECTRODO LARGO | 5 |
| 11 | 31546/UL070 | 31206L.11 | BUZA LARGA 70 Amp. | 5 |
| 12 | 35890/L | 51923L | PROTECTOR MANUAL LARGO 20-70 Amp. | 3 |
| 21 | 35902/H | 60305THE | PORTABUZAS CON SONDA 20-70 Amp. | 1 |
| 23 | 35890/A | 51924 | PROTECTOR MAQUINA 20-70 Amp. | 3 |

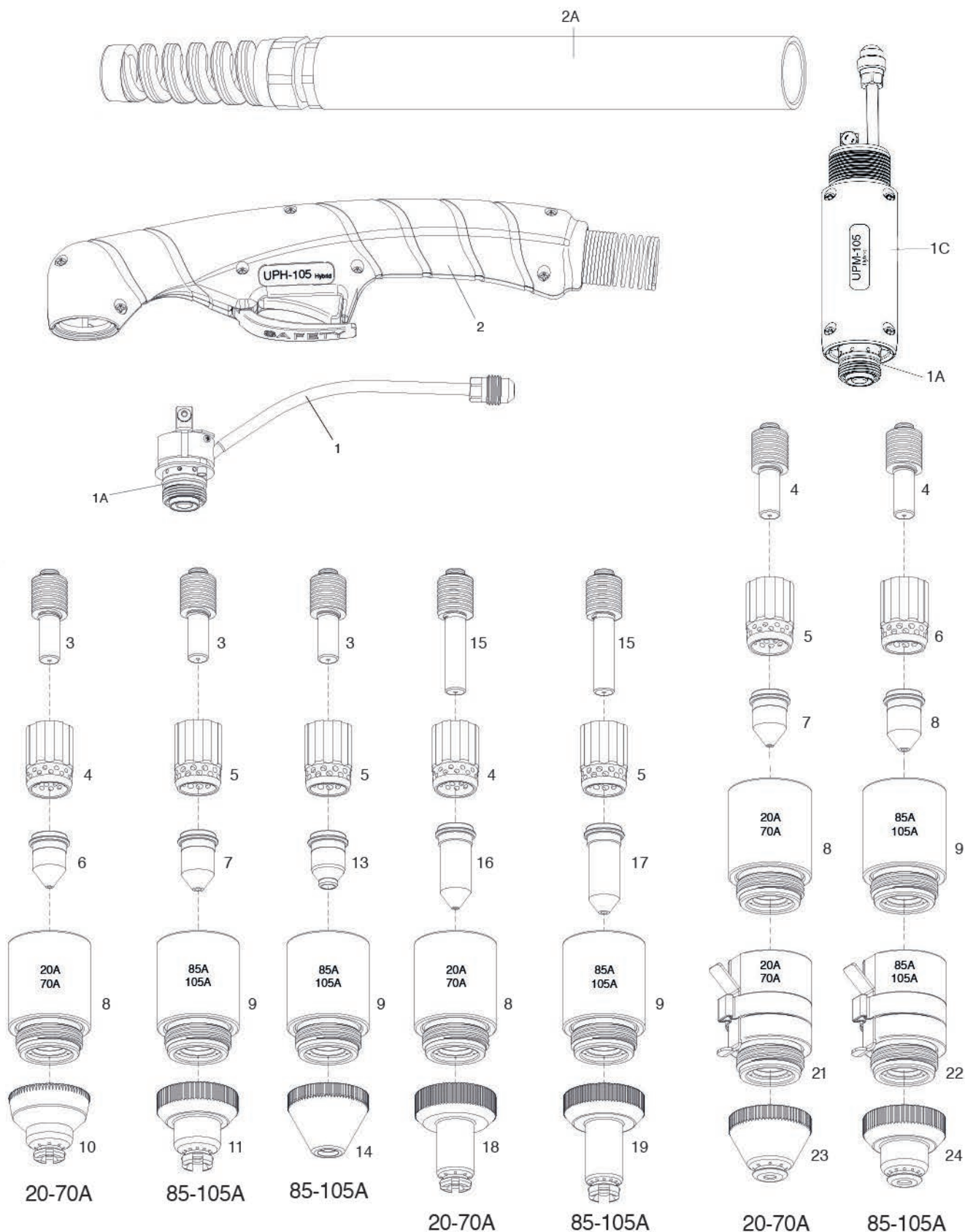
TH-125



TH-125

| POSICION | CODIGO | REF. ORIGINAL | ARTÍCULO | Und. ENVASE |
|----------|---------------|---------------|---|-------------|
| *** | 3TH00005 | 03721-6 | ANTORCHA TH-125 6mts CENTRALIZADA | 1 |
| *** | 3TH00006 | 03721-12 | ANTORCHA TH-125 12mts CENTRALIZADA | 1 |
| *** | 3TH00007 | 03731-6 | ANTORCHA TH-125 AUTOMATICA 6mts CENTRALIZADA | 1 |
| *** | 3TH00008 | 03731-12 | ANTORCHA TH-125 AUTOMATICA 12mts CENTRALIZADA | 1 |
| 1 | 3TH03700 | 03700 | CUERPO MANUAL 75° | 1 |
| 1A | 3HYAA03700.60 | 058519 | JUNTA TORICA | 10 |
| 1C | 3TH03710 | 03710 | CUERPO AUTOMATICO | 1 |
| 2 | 3TH03705 | 03705 | EMPUÑADURA COMPLETA 75° | 1 |
| 2A | 37503 | 07218 | EMPUÑADURA AUTOMATICA | 1 |
| 3 | 37306 | 220857 | DIFUSOR 45-85 Amp. | 2 |
| 4 | 37306/105 | 220994 | DIFUSOR 105 Amp. | 2 |
| 5 | 33926/FB | 52077 | ELECTRODO | 5 |
| 6 | 31546/45/FC | 220930 | BUZA 45 Amp. PRECISION CORTE | 10 |
| 7 | 31546/45 | 220941TD | BUZA 45 Amp. | 10 |
| 7 | 31546/65 | 220819TD | BUZA 65 Amp. | 10 |
| 7 | 31546/85 | 220816TD | BUZA 85 Amp. | 10 |
| 8 | 31546/105 | 220990TD | BUZA 105 Amp. | 10 |
| 8 | 31546/125 | 51419.16 | BUZA 125 Amp. | 10 |
| 9 | 35608/FB | 60309EA | PORTABUZAS 45-85 Amp. | 1 |
| 10 | 35609/FB | 60309EC | PORTABUZAS 105-125 Amp. | 1 |
| 11 | 37306/FC | 220947 | DIFUSOR 45 Amp. CORTE DE PRECISIÓN | 2 |
| 12 | 35888/D | 220955 | PROTECTOR DEFLECTOR | 3 |
| 13 | 35888/FC1 | 220931 | PROTECTOR 45 Amp. CORTE DE PRECISIÓN | 3 |
| 14 | 35888 | 220818TD | PROTECTOR MANUAL 45-85 Amp. | 3 |
| 15 | 35888/105 | 220992TD | PROTECTOR MANUAL 105-125 Amp. | 3 |
| 17 | 31546/G | 220911TD | BUZA DE GOUBIADO 105-125 Amp. | 10 |
| 18 | 35888/G | 420480TD | PROTECTOR GOUBIADO 105 Amp. | 3 |
| 19 | 33926/L105 | 52677L | ELECTRODO LARGO | 5 |
| 21 | 31546/L105 | 51417L.15 | BUZA LARGA 105 Amp. | 5 |
| 21 | 31546/L125 | 51417L.17 | BUZA LARGA 125 Amp. | 5 |
| 22 | 35888/L105 | 51926L | PROTECTOR MANUAL LARGO 105-125 Amp. | 3 |
| 23 | 35608/HFB | 60309EHA | PORTABUZAS CON SONDA 45-85 Amp. | 1 |
| 24 | 35608/HFB125 | 60309EHC | PORTABUZAS CON SONDA 105-125 Amp. | 1 |
| 25 | 35888/FC | 220948 | PROTECTOR MÁQUINA 45 Amp. CORTE DE PRECISIÓN | 3 |
| 26 | 35889 | 220817TD | PROTECTOR MÁQUINA 45-85 Amp. | 3 |
| 27 | 35889/105 | 220993TD | PROTECTOR MÁQUINA 105-125 Amp. | 3 |

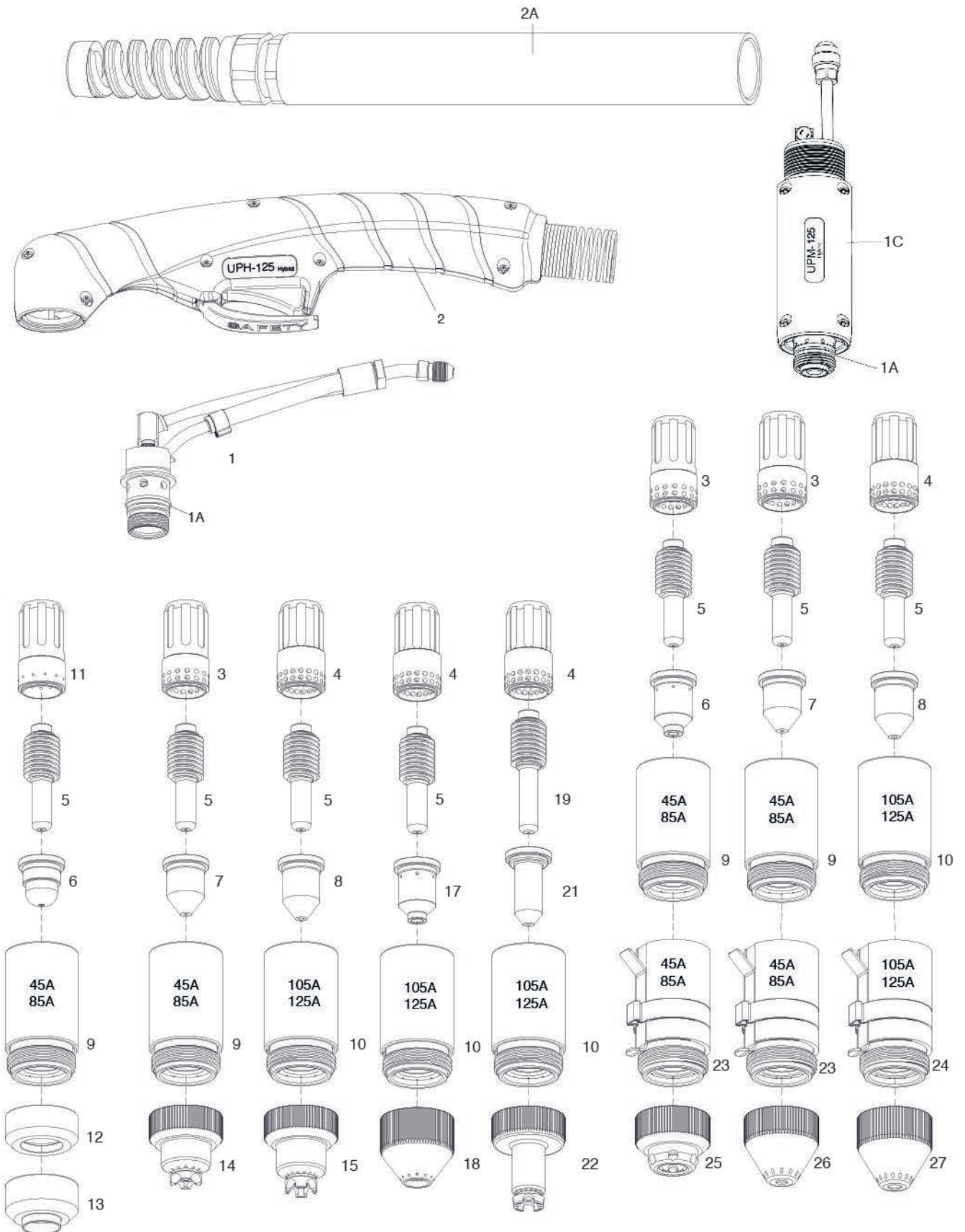
UPH-105



UPH-105

| POSICION | CODIGO | REF. ORIGINAL | ARTÍCULO | Und. ENVASE |
|----------|---------------|---------------|--|-------------|
| *** | 3UPH00001 | 05821-6 | ANTORCHA UPH-105 6mts CENTRALIZADA | 1 |
| *** | 3UPH00002 | 05821-12 | ANTORCHA UPH-105 12mts CENTRALIZADA | 1 |
| *** | 3UPH00003 | 05831-6 | ANTORCHA UPH-105 AUTOMÁTICA 6mts CENTRALIZADA | 1 |
| *** | 3UPH00004 | 05831-12 | ANTORCHA UPH-105 AUTOMÁTICA 12mts CENTRALIZADA | 1 |
| 1 | 3UPH05800 | 05800 | CUERPO MANUAL 75° | 1 |
| 1A | 3HYAA03700.60 | 03700.60 | JUNTA TORICA | 10 |
| 1C | 3UPH05810 | 05810 | CUERPO AUTOMÁTICO | 1 |
| 2 | 3UPH05305 | 05305 | EMPUÑADURA COMPLETA 75° | 1 |
| 2A | 37503 | 07218 | EMPUÑADURA AUTOMÁTICA | 1 |
| 3 | 33925 | 52574 | ELECTRODO | 5 |
| 4 | 37091 | 60041E | DIFUSOR 20-70 Amp. | 2 |
| 5 | 37091/105 | 60024E | DIFUSOR 85-105 Amp. | 2 |
| 6 | 31546 | 51206 | BUZA 20-50 Amp. | 10 |
| 6 | 31546/U070 | 51206.11 | BUZA 70 Amp. | 10 |
| 7 | 31546/U085 | 31223.13 | BUZA 85 Amp. | 10 |
| 7 | 31546/U105 | 31223.15 | BUZA 105 Amp. | 10 |
| 8 | 35901 | 60305E | PORTABUZAS 20-70 Amp. | 1 |
| 9 | 35901/105 | 60329E | PORTABUZAS 85-105 Amp. | 1 |
| 10 | 35890 | 51923 | PROTECTOR MANUAL 20-70 Amp. | 3 |
| 11 | 35890/105 | 51941 | PROTECTOR MANUAL 20-105 Amp. | 3 |
| 13 | 31546/G70 | 35123G.14 | BUZA GOUBIADO 105 Amp. | 10 |
| 14 | 35890/G | 51924G | PROTECTOR GOUBIADO 85-105 Amp. | 3 |
| 15 | 33925L | 52574L | ELECTRODO LARGO | 5 |
| 16 | 31546/UL070 | 51206L.11 | BUZA LARGA 70 Amp. | 5 |
| 17 | 31546/UL105 | 51223L.15 | BUZA LARGA 105 Amp. | 5 |
| 18 | 35890/L | 51923L | PROTECTOR MANUAL LARGO 20-70 Amp. | 3 |
| 19 | 35890/L105 | 51941L | PROTECTOR MANUAL LARGO 85-105 Amp. | 3 |
| 21 | 35901/H | 60305HE | PORTABUZAS CON SONDA 20-70 Amp. | 1 |
| 22 | 35901/H105 | 60329HE | PORTABUZAS CON SONDA 85-105 Amp. | 1 |
| 23 | 35890/A | 51924 | PROTECTOR MÁQUINA 20-70 Amp. | 3 |
| 24 | 35890/A105 | 51942 | PROTECTOR MÁQUINA 85-105 Amp. | 3 |

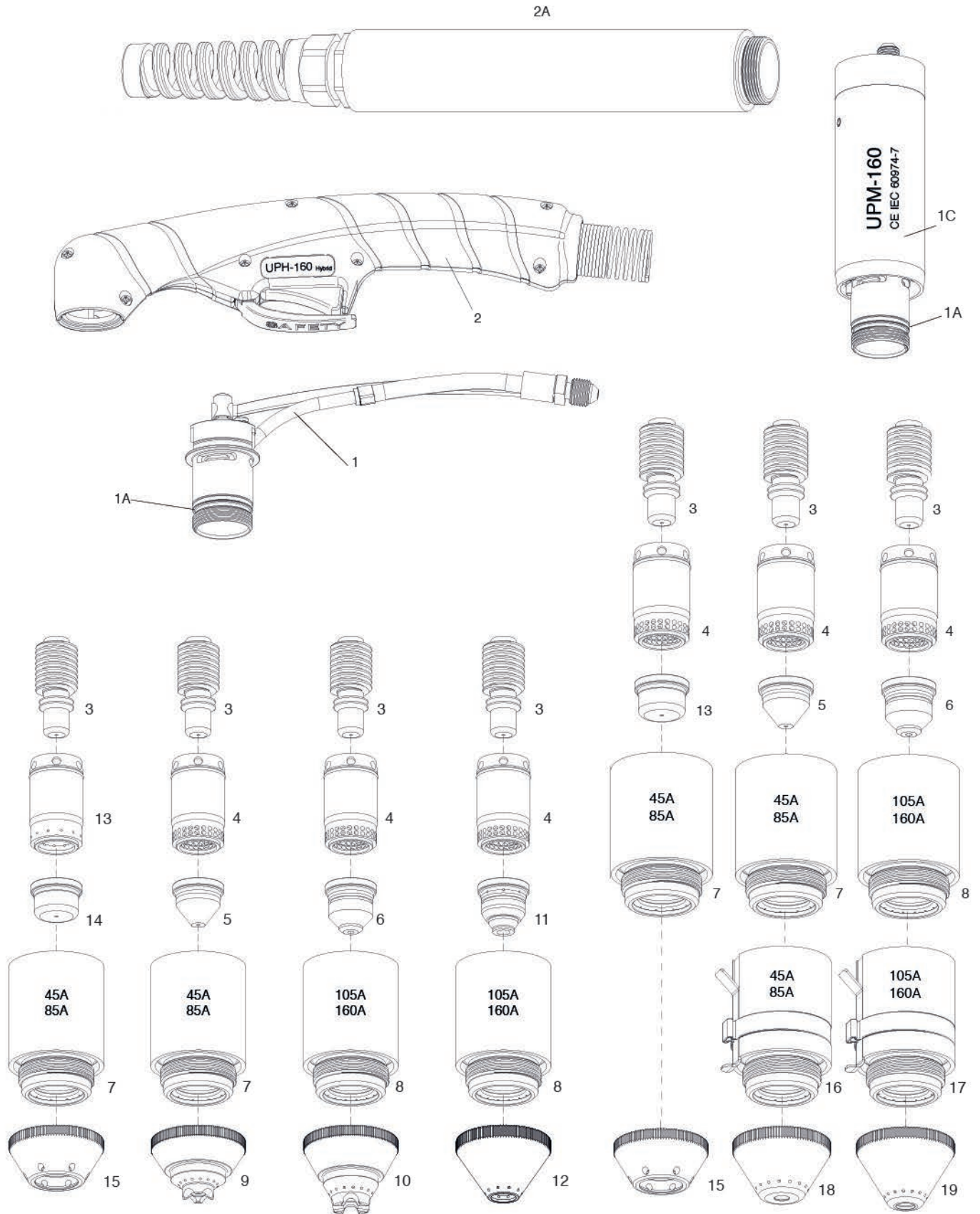
UPH-125



UPH-125

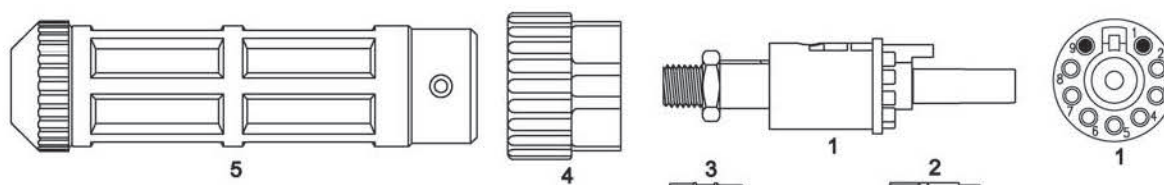
| POSICION | CODIGO | REF. ORIGINAL | ARTÍCULO | Und. ENVASE |
|----------|---------------|-----------------|--|-------------|
| *** | 3UPH00005 | 05921-6 | ANTORCHA UPH-125 6mts CENTRALIZADA | 1 |
| *** | 3UPH00006 | 05921-12 | ANTORCHA UPH-125 12mts CENTRALIZADA | 1 |
| *** | 3UPH00007 | 05931-6 | ANTORCHA UPH-125 AUTOMÁTICA 6mts CENTRALIZADA | 1 |
| *** | 3UPH00008 | 05931-12 | ANTORCHA UPH-125 AUTOMÁTICA 12mts CENTRALIZADA | 1 |
| 1 | 3UPH05900 | 05900 | CUERPO MANUAL 75° | 1 |
| 1A | 3HYAA03700.60 | 058519 | JUNTA TORICA | 10 |
| 1C | 3UPH05910 | 05910 | CUERPO AUTOMÁTICO | 1 |
| 2 | 3HYAA05405 | 05905 | EMPUÑADURA COMPLETA 75° | 1 |
| 2A | 37503 | 07218 | EMPUÑADURA AUTOMÁTICA | 1 |
| 3 | 37306 | 220857 | DIFUSOR 45-85 Amp. | 2 |
| 4 | 37306/105 | 220994 | DIFUSOR 105 Amp. | 2 |
| 5 | 33926/FB | 52677 | ELECTRODO | 5 |
| 6 | 31546/45/FC | 220930 | BUZA 45 Amp. PRECISIÓN CORTE | 10 |
| 7 | 31546/45 | 220941TD | BUZA 45 Amp. | 10 |
| 7 | 31546/65 | 220819TD | BUZA 65 Amp. | 10 |
| 7 | 31546/85 | 220816TD | BUZA 85 Amp. | 10 |
| 8 | 31546/105 | 220990TD | BUZA 105 Amp. | 10 |
| 8 | 31546/125 | 51419.16 | BUZA 125 Amp. | 10 |
| 9 | 35608 | 220854TD (85A) | PORTABUZAS 45-85 Amp. | 1 |
| 10 | 35608/105 | 220854TD (105A) | PORTABUZAS 105-125 Amp. | 1 |
| 11 | 37306/FC | 220947 | DIFUSOR 45 Amp. CORTE DE PRECISIÓN | 2 |
| 12 | 35888/D | 220955 | PROTECTOR DEFLECTOR | 3 |
| 13 | 35888/FC1 | 220931 | PROTECTOR 45 Amp. CORTE DE PRECISIÓN | 3 |
| 14 | 35888 | 220818TD | PROTECTOR MANUAL 45-85 Amp. | 3 |
| 15 | 35888/105 | 220992TD | PROTECTOR MANUAL 105-125 Amp. | 3 |
| 17 | 31546/G | 220911TD | BUZA DE GOUBIADO 105-125 Amp. | 10 |
| 18 | 35888/G | 420480TD | PROTECTOR GOUBIADO 105 Amp. | 3 |
| 19 | 33926/L105 | 52677L | ELECTRODO LARGO | 5 |
| 21 | 31546/L105 | 51417L.15 | BUZA LARGA 105 Amp. | 5 |
| 21 | 31546/L125 | 51417L.17 | BUZA LARGA 125 Amp. | 5 |
| 22 | 35888/L105 | 51626L | PROTECTOR MANUAL LARGO 65-125 Amp. | 3 |
| 23 | 35608/H | 220953TD (85A) | PORTABUZAS CON SONDA 45-85 Amp. | 1 |
| 24 | 35889/H105 | 220953TD (105A) | PORTABUZAS CON SONDA 105-125 Amp. | 1 |
| 25 | 35608/H105 | 220948 | PROTECTOR MÁQUINA 45 Amp. CORTE DE PRECISIÓN | 3 |
| 26 | 35889 | 220817TD | PROTECTOR MÁQUINA 45-85 Amp. | 3 |
| 27 | 35889/105 | 220993TD | PROTECTOR MÁQUINA 105-125 Amp. | 3 |

UPH-160



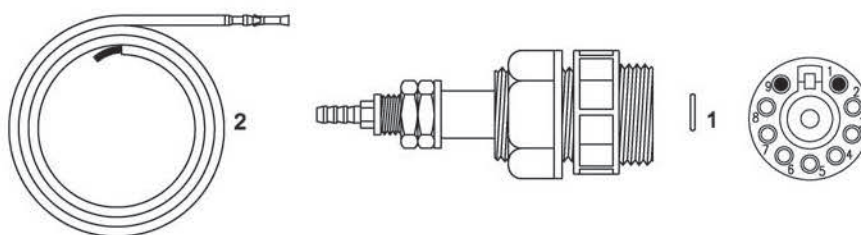
UPH-160

| POSICION | CODIGO | REF. ORIGINAL | ARTÍCULO | Und. ENVASE |
|----------|---------------|-----------------|---|-------------|
| *** | 3UPH00010 | 03921CX | ANTORCHA UPH-160 75° 6mts | 1 |
| *** | 3UPH00011 | 03931CX | ANTORCHA UPH-160 AUTOMÁTICA 6mts | 1 |
| *** | 3UPH00012 | 03936CX | ANTORCHA UPH-160 AUTOMÁTICA 12mts | 1 |
| 1 | 3UPH03900 | 03900 | CUERPO MANUAL 75° | 1 |
| 1A | 3HYAB03900.60 | 428253 | JUNTA TORICA | 10 |
| 1C | 3UPH03910 | 03910 | CUERPO AUTOMÁTICO | 1 |
| 2 | 3UPH05505 | 05505 | EMPUÑADURA COMPLETA 75° | 1 |
| 2A | 3HYAB03916 | 03916 | EMPUÑADURA AUTOMÁTICA | 1 |
| 3 | 3UPH52678 | 52678 | ELECTRODO | 5 |
| 4 | 3HYAB60039 | 220997 | DIFUSOR 105-125 Amp. | 2 |
| 5 | 3HYAB51420 | 420158TD | BUZA 45 Amp. | 10 |
| 5 | 3HYAB51421 | 420169TD | BUZA 65 Amp. | 10 |
| 6 | 3HYAB51424 | 220975TD | BUZA 105-125 Amp. | 10 |
| 7 | 3HYAB60311A | 220977TD (65A) | PORTABUZAS 35-65 Amp. | 1 |
| 8 | 3HYAB60311B | 220977TD (125A) | PORTABUZAS 105-125 Amp. | 1 |
| 9 | 3HYAB51916 | 420172TD | PROTECTOR MANUAL 35-65 Amp. | 2 |
| 10 | 3HYAB51917 | 420000TD | PROTECTOR MANUAL 105-125 Amp. | 2 |
| 11 | 3HYAB51424G | *** | BUZA GOUBIADO 105-125 Amp. | 10 |
| 12 | 3HYAB51919G | *** | PROTECTOR GOUBIADO 105-125 Amp. | 2 |
| 13 | 3HYAB60033 | 420159 | DIFUSOR 35-65 Amp. CORTE DE PRECISIÓN | 2 |
| 14 | 3HYAB51428 | 420151 | BUZA 35-65 Amp. CORTE DE PRECISIÓN | 10 |
| 15 | 3HYAB51915 | 420152 | PROTECTOR DEFLECTOR 35-65 Amp. CORTE DE PRECISIÓN | 2 |
| 16 | 3HYAB60311HA | 420156TD (65A) | PORTABUZAS CON SONDA 35-65 Amp. | 1 |
| 17 | 3HYAB60311HB | 420156TD (125A) | PORTABUZAS CON SONDA 105-125 Amp. | 1 |
| 18 | 3HYAB51918 | 420168TD | PROTECTOR MÁQUINA 35-65 Amp. | 2 |
| 19 | 3HYAB51919 | 220976TD | PROTECTOR MÁQUINA 105-125 Amp. | 2 |



CONEXIÓN MECHAFIN

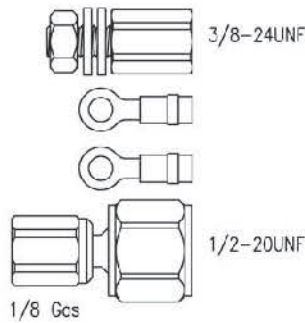
| POSICION | CODIGO | REF. ORIGINAL | ARTÍCULO | Und. ENVASE |
|--|-----------|---------------|---------------------------|-------------|
| 1 | 37502 | | CUERPO PRINCIPAL MECHAFÍN | 1 |
| CONTIENE 1 PIEZA DEL N°1, 4, 5 Y 4 PIEZAS DEL N° 2 Y 3 | | | | 1 |
| 2 | 34280 | | PIN MACHO HEMBRA EXTERIOR | 1 |
| 3 | 34279 | | PIN MACHO INTERIOR | 1 |
| 4 | 39925 | | TUERCA CONEXION | 1 |
| 5 | 19924/MAR | | SOPORTE CONEXIÓN | |



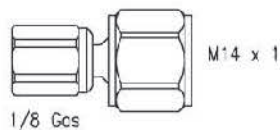
CONEXION HEMBRA

| POSICION | CODIGO | REF. ORIGINAL | ARTÍCULO | Und. ENVASE |
|--|---------|---------------|----------------------------|-------------|
| 1 | 37500 | | ADAPTADOR MAQUINA MECHAFIN | 1 |
| CONTIENE 1 PIEZA DEL N°1 Y 6 PIEZAS DEL N° 2 | | | | |
| 2 | 37500/H | | BANANA ADAPTADOR MECHAFIN | 1 |

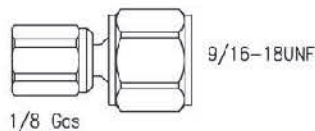
RACORES



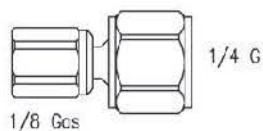
| | |
|--|--------------------------|
| 304276 | REDUCCIÓN 1/8 G a 3/8-24 |
| Para reemplazar: HYPERTHERM - MAX 40 - MAX 80/100 - ESAB - CPC50 - CPC100 | |



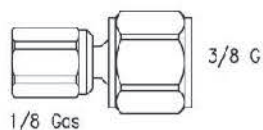
| | |
|--|---------------------------|
| 304272 | REDUCCIÓN 1/8 G a M14*100 |
| Para reemplazar: TRAFIMET - 90 - 140 - R145 - SAF- CP40 - CP100 - VTC20 -120 & 100 - 150 | |



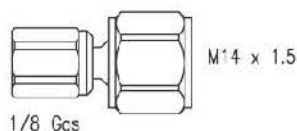
| | |
|---|---------------------------|
| 304275 | REDUCCIÓN 1/8 G a 9/16-18 |
| Para reemplazar: THERMAL DYNAMICS - PCH/M51 - TELWIN - CEM | |



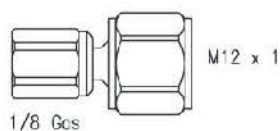
| | |
|--|-------------------------|
| 304270 | REDUCCIÓN 1/8 G a 1/4 G |
| Para reemplazar: BINCEL - PSB31 - PSB31KK - 60 - 80 - TTB - AUTOGEN RRITER - PHB 120 | |



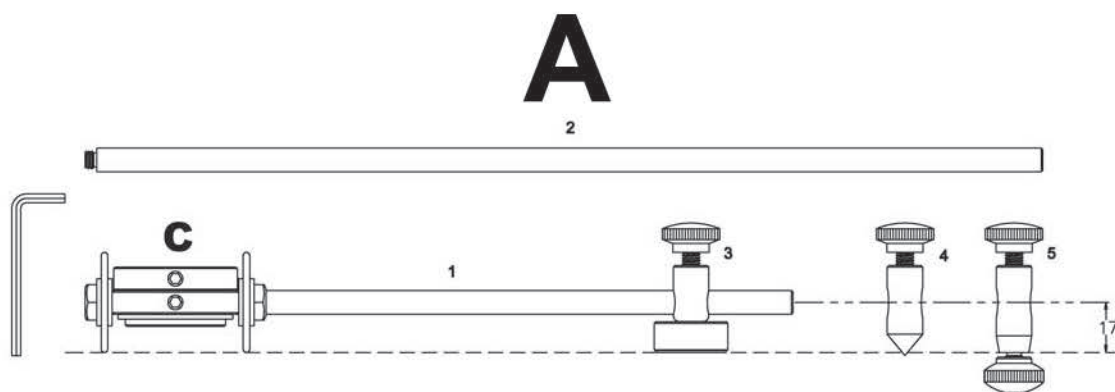
| | |
|---|-------------------------|
| 304271 | REDUCCIÓN 1/8 G a 3/8 G |
| Para reemplazar: TRAFIMET A53 - S54 - A60 - BINZEL - PSB30 | |



| | |
|------------------------|---------------------------|
| 304273 | REDUCCIÓN 1/8 G a M14*1,5 |
| Para reemplazar: HELVI | |

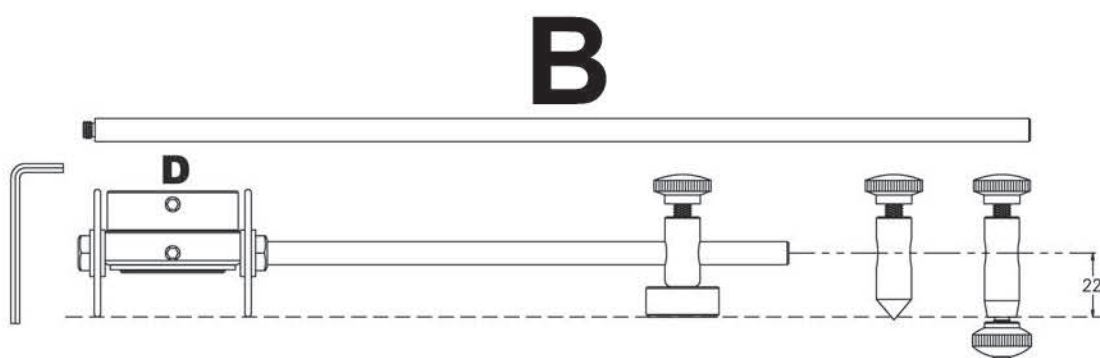


| | |
|----------------------|-----------------------|
| 304274 | REDUCCIÓN 1/8 G a M12 |
| Para reemplazar: TIG | |




COMPASES

| POS. CODIGO | ARTÍCULO | POS. CODIGO | ARTICULO |
|-------------|--|-------------|--------------|
| A 34000 | COMPAS COMPLETO CEBORA P-35/50/70/EWS-60 | C 34100 | CARRO COMPAS |
| A 34002 | COMPAS COMPLETO PT-25/40/60/80 TRAFIMET S-45/S-25 | C 34121 | CARRO COMPAS |
| A 34015 | COMPAS COMPLETO POWERMAX 45-85-105/1650/1250/800/600 | C 34107 | CARRO COMPAS |
| A 34030 | COMPAS COMPLETO BINZEL PSB-60-80-121 | C 34101 | CARRO COMPAS |
| A 34045 | COMPAS COMPLETO SAF CP-40/CP-100 | C 34110 | CARRO COMPAS |
| A 34060 | COMPAS COMPLETO TRAFIMET A-53/A-60/A-80 | C 34113 | CARRO COMPAS |
| A 3478910E | COMPAS COMPLETO UNITORCH / EUROLOK | C 34112 | CARRO COMPAS |



COMPASES

| POS. CODIGO | ARTÍCULO | POS. CODIGO | ARTICULO |
|-------------|--|-------------|--------------|
| B 34005 | COMPAS COMPLETO CEBORA P-150 TRAFIMET A-90-140-145 | D 34105 | CARRO COMPAS |
| B 34035 | COMPAS COMPLETO THEMAL DYNAMIC PCH-51 EWS-20 | D 34111 | CARRO COMPAS |



ESTUCHE DE CORTE Y VISELADO

| POSICION | CODIGO | ARTÍCULO | Und. ENVASE |
|----------|--------|---|-------------|
| *** | 34X001 | KIT DE CORTE Y VISELADO PARA ANTORCHAS PLASMA INDICAR MODELO DE ANTORCHA | 1 |



FILTRO PARA SECADO DE AIRE

| POSICION | CODIGO | ARTÍCULO | Und. ENVASE |
|----------|-----------|------------------------------|-------------|
| 1 | 3AT1000 | FILTRO AIRE COMPLETO AT-1000 | 1 |
| 2 | 3AT1000/F | FILTRO AIRE INTERIOR AT-1000 | 1 |